

# Stampin' Up! – Birthday Blooms

Technique: Heat Embossing/Watercolor pencils

Level: Beginner - Intermediate



**TIME: 20 – 30 Minutes**

**STAMPS:**

Birthday Blooms

#140655 wood

#140658 clear

**INKS:**

Archival Basic Black #140931

Watercolor Pencils #141709

VersaMark #102283

**ACCESSORIES:**

Banner Triple Punch #138292

Glitter & Clear Epoxy Shapes

White Embossing Powder #109132

Heat Tool #129053

Embossing Buddy #103083

Stampin Trimmer #126889

Blender Pen #102845

Dimensionals #104430

Snail Adhesive #104332 or Fast Fuse #129026

Tear and Tape #138995

Stampin Scrub #126200 and Stampin Mist

#102394

**CARD STOCK AND DESIGNER PAPER:**

Crumb Cake #120953

Smoky Slate #131202

Tutti Frutti Designer paper #145606

Basic Black #121045

Whisper White #100730

4-1/4 x 11, score and fold at 2-3/4 and 5-1/2 – card base

3-1/2 x 5-1/4 – card front

1/2 x 5-1/4 – strip down left side

1 x 2-1/2 – sentiment

3 x 3-1/2 – stamp colour and cut out flower.

**DIRECTIONS:**

1. Stamp the image in VersaMark Ink onto the Smoky Slate card stock. Cover with White Embossing Powder, shake off excess and heat set.
2. Adhere to the right side of the card base.
3. Adhere the strip of Designer Paper to the left side of the card base.



4. Stamp the image in Archival Basic Black Ink onto the Whisper White card stock. Dry with the heat tool before colouring with the watercolor pencils.
5. Add the dark, medium and light layers of the pencils, blend slightly with the blender pen and then use the White Watercolour Crayon to blend totally – this gives a nice muted finished piece.
6. Cut out the flower image.
7. Attach the flower image to the card using Dimensionals to add height and interest.
8. White Heat emboss the sentiment on the Basic Black card stock. Use the Banner Triple Punch to flag tail the right side and attach to the top left of the card front with Dimensionals.
9. Clean stamps with the Stampin Scrub and Mist.




## Happy Stamping



Here is the supply list of products used - click to view in my online store.

<p>Birthday Blooms Wood-Mount Stamp Set</p> <p>[140655]</p>	<p>Birthday Blooms Clear-Mount Stamp Set</p> <p>[140658]</p>	<p>Watercolor Pencils</p> <p>[141709]</p>	<p>Crumb Cake 8- 1/2" X 11" Card Stock</p> <p>[120953]</p>	<p>Smoky Slate 8- 1/2" X 11" Card Stock</p> <p>[131202]</p>	<p>Whisper White 8- 1/2" X 11" Card Stock</p> <p>[100730]</p>
<p>Tutti-Frutti 6" X 6" (15.2 X 15.2 Cm) Designer</p>	<p>Basic Black 8-1/2" X 11" Card Stock</p>	<p>Banner Triple Punch</p>	<p>Glitter &amp; Clear Epoxy Shapes</p>	<p>Heat Tool</p> <p>[129053]</p>	<p>Embossing Buddy</p> <p>[103083]</p>



Series Paper  [145606]	[121045]	[138292]	[145632]		
  White Stampin' Emboss Powder  [109132]	  Blender Pens  [102845]	  Stampin' Trimmer  [126889]			

