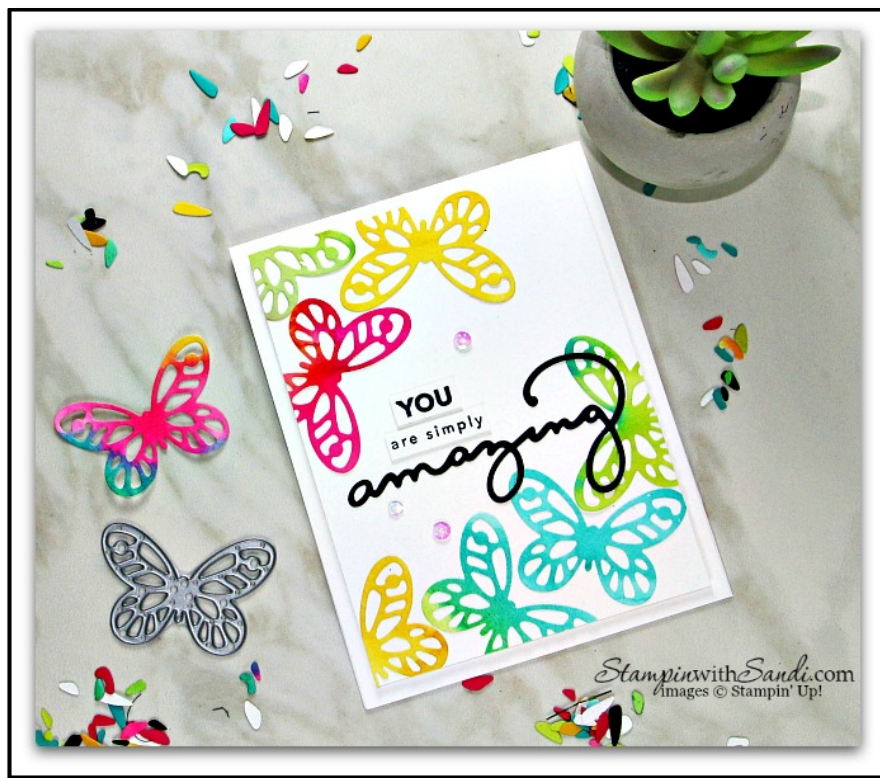


Stampin' Up! – Amazing You

Technique: Die Water coloured Die Cut

Level: Beginner - Intermediate



TIME: 20– 25 Minutes

STAMPS:

Amazing You (sale-a-bration stamp set)

INKS:

Daffodil Delight #126944
Melon Mambo #126948
Bermuda Bay #131171
Lemon Lime Twist #144086

ACCESSORIES:

Big Shot #143263
Bold Butterfly Framelits #138135
Celebrate You Thinlits #146840
Metallics Sequin Assortment #144214
Aqua Painter #103954
Multipurpose Glue #110755
Glue Dots #103683
Dimensionals #104430

Stampin Scrub #126200 and Mist #102394
Stampin Trimmer #126889

CARD STOCK AND DESIGNER PAPER:

Thick Whisper White #140272	4-1/4 x 11, score and fold at 5-1/2 – card base
Whisper White #100730	3-3/4 x 5 – card front
Watercolor Paper #122959	6 x 9 – die cut butterflies
Basic Black #121045	3 x 5 – large sentiment
Whisper White	small scraps for sentiment

DIRECTIONS:

1. Use the Big Shot and Bold Butterfly Framelit to die cut butterflies from the watercolour paper.
2. Use the Inkpad lids and the Aqua Painter to colour the butterflies – set aside to dry.
3. Stamp the small sentiments on scraps of Whisper White cardstock and trim.
4. Die cut the large sentiment from the Basic Black cardstock.
5. Use the Multipurpose glue to attach the butterflies around the top left and bottom right of the card front.
6. Use the Multipurpose Glue to attach the large sentiment
7. Use Glue Dots to attach the small sentiments.
8. Use Dimensionals to attach the card front to the card base.
9. Use Glue dots to attach a few of the white sequins.















10. Clean the stamp with the Stampin Scrub and Mist.

Wishing you Happy Stamping



Here are the products I used for this project:

Product List


 <p>Amazing You Clear-Mount Stamp Set</p> <p>[147215]</p>	 <p>Tuxedo Black Memento Ink Pad</p> <p>[132708]</p>	 <p>Daffodil Delight Classic Stampin' Pad</p> <p>[126944]</p>	 <p>Melon Mambo Classic Stampin' Pad</p> <p>[126948]</p>	 <p>Bermuda Bay Classic Stampin' Pad</p> <p>[131171]</p>	 <p>Lemon Lime Twist Classic Stampin' Pad</p> <p>[144086]</p>
 <p>Whisper White 8- 1/2" X 11" Thick Cardstock</p> <p>[140272]</p>	 <p>Watercolor Paper</p> <p>[122959]</p>	 <p>Whisper White 8- 1/2" X 11" Card Stock</p> <p>[100730]</p>	 <p>Basic Black 8-1/2" X 11" Card Stock</p> <p>[121045]</p>	 <p>Metallics Sequin Assortment</p> <p>[144214]</p>	 <p>Big Shot</p> <p>[143263]</p>





Bold Butterfly
Framelits Dies

[138135]



Celebrate You
Thinlit Dies

[146840]

