

Stampin' Up! – Bubble Over

Technique: Die cutting

Level: Beginner - Intermediate



TIME: 20 – 30 Minutes

STAMPS:

Bubble Over #145868

Bundle #146082

INKS:

Memento Tuxedo Black #132708

Wild Wasabi #126959

Sweet Sugarplum #141395

ACCESSORIES:

Big Shot #143263

Bottles & Bubbles Framelits
#145663

3/4" Circle Punch #119873

Metallics Sequin Assortment
#144214

Glue Dots #103683

Multipurpose glue #110755

Tear and Tape #138995 or
Snail Adhesive #104332

Stampin Trimmer #126889

Stampin Scrub #126200 and Mist
#102394

CARD STOCK AND DESIGNER PAPER:

Thick Whisper White #140272

Wild Wasabi #108641

Whisper White #100730

Whisper White

Whisper White

Silver Foil Sheet #132178

Sweet Sugarplum & Wild Wasabi

4-1/4 x 11, score and fold at 5-1/2 – card base

3-3/4 x 5 – mat

3-5/8 x 4-7/8 – card front

3-1/4 x 4 – bottles

1 x 2 – stars to punch out

1 x 2 – bottle caps

1-1/2 x 2 – labels, 1 x 3-1/2 – straws

DIRECTIONS:

1. Stamp the bubbles in the two colours across the front of the card front.
2. Stamp the sentiment in black at the bottom of the card front.
3. Attach the card front to the mat and then to the card base.
4. Die cut the bottles, bands, straws and bottle caps.
5. Stamp and punch out the star circles.















6. Using a 1/6th piece (cut in a pie shape) of a stampin sponge, sponge the bottles and around the labels.
7. Use Multipurpose Glue to attach all the pieces to the bottles and then to attach them to the card front.
8. Clean stamps with the Stampin Scrub and Mist.

Wishing you Happy Stamping



Here are the products I used for this project:

Product List

 <p>Bubble Over Photopolymer Stamp Set</p> <p>[145868]</p>	 <p>Bubble Over Photopolymer Bundle</p> <p>[146082]</p>	 <p>Tuxedo Black Memento Ink Pad</p> <p>[132708]</p>	 <p>Wild Wasabi Classic Stampin' Pad</p> <p>[126959]</p>	 <p>Sweet Sugarplum Classic Stampin' Pad</p> <p>[141395]</p>	 <p>Whisper White 8-1/2" X 11" Thick Cardstock</p> <p>[140272]</p>
 <p>Wild Wasabi 8-1/2" X 11" Card Stock</p> <p>[108641]</p>	 <p>Whisper White 8-1/2" X 11" Card Stock</p> <p>[100730]</p>	 <p>Silver Foil Sheets</p> <p>[132178]</p>	 <p>Sweet Sugarplum 8-1/2" X 11" Cardstock</p> <p>[141418]</p>	 <p>Bottles & Bubbles Framelits Dies</p> <p>[145663]</p>	 <p>Metallics Sequin Assortment</p> <p>[144214]</p>





3/4" Circle Punch

3/4" Circle Punch

[119873]

