

# Stampin' Up! – Petal Palette

Technique: Die Cutting

Level: Beginner - Intermediate



**TIME: 20minutes or less**

**STAMPS:**

Petal Palette

#145785 – wood

#145788 – clear

**INKS:**

Memento Tuxedo Black #132708

**ACCESSORIES:**

Big Shot #143263

Bloomin Heart Thinlits (retiring) #140621

Stitched Shapes Framelits #145372

Sweet Cake Framelits #145617

Banner Triple Punch #138292

Gold 1/8" ribbon #134583

Share What You Love Artisan Pearls #146927

Dimensionals #104430

Mini Dimensionals #144108

Snail Adhesive #104332

Multipurpose Glue #110755

Stampin Trimmer #126889

Stampin Scrub #126200 and Mist #102394

**CARD STOCK AND DESIGNER PAPER:**

Soft Sea Foam #146988

Whisper White #100730

Delightfully Detailed Laser Cut DSP #146907

Peekaboo Peach #141417

Mossy Meadow #133676

5-1/2 x 8-1/2, score and fold at 4-1/4 – card base.

3-1/2 square – die cut sentiment circle

1 panel –glue to card front

1 x 5 – die cut flowers

2 x 5 – die cut leaves

1-1/2 x 4-1/4 - banner

**DIRECTIONS:**

1. Use the multipurpose glue to attach the designer paper to the card front.
2. Use the Banner Triple Punch to flag tail each end of the banner before attaching it to the card front with multipurpose glue.
3. Add three pieces of the gold 1/8" ribbon.
4. Stamp the sentiment onto the piece of Whisper White and die cut it with the second largest stitched shape circle
5. Attach the sentiment circle to the card with Dimensionals.











6. Die cut the flowers and leaves and then use Mini Dimensionals and multipurpose glue to attach around the edges of the sentiment piece.
7. Embellish the flowers with the Artisan pearls.
8. Clean stamp with the Stampin Scrub and Mist.




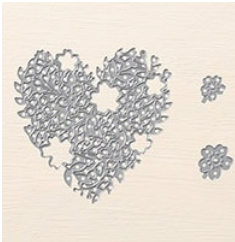


Wishing you Happy Stamping



**Product List**

 <p>Petal Palette Wood-Mount Stamp Set</p> <p>[145785]</p> <p>\$62.00</p>	 <p>Petal Palette Clear-Mount Stamp Set</p> <p>[145788]</p> <p>\$46.00</p>	 <p>Tuxedo Black Memento Ink Pad</p> <p>[132708]</p> <p>\$8.00</p>	 <p>Soft Sea Foam 8-1/2" X 11" Cardstock</p> <p>[146988]</p> <p>\$11.50</p>
 <p>Whisper White 8-1/2" X 11" Card Stock</p> <p>[100730]</p> <p>\$11.25</p>	 <p>Delightfully Detailed Laser-Cut Specialty Paper</p> <p>[146907]</p> <p>\$19.00</p>	 <p>Peekaboo Peach 8-1/2" X 11" Cardstock</p> <p>[141417]</p> <p>\$10.00</p>	 <p>Mossy Meadow 8-1/2" X 11" Cardstock</p> <p>[133676]</p> <p>\$8.75</p>



			
<p><b>Banner Triple Punch</b></p> <p>[138292]</p> <p>\$30.00</p>	<p><b>Share What You Love Artisan Pearls</b></p> <p>[146927]</p> <p>\$8.25</p>	<p><b>Gold 1/8" Ribbon</b></p> <p>[134583]</p> <p>\$6.75</p>	<p><b>Bloomin' Heart Thinlits Dies</b></p> <p>[140621]</p> <p>\$33.00</p>
 <p><b>Stitched Shapes Framelits Dies</b></p> <p>[145372]</p> <p>\$40.00</p>	 <p><b>Sweet Cake Framelits Dies</b></p> <p>[145617]</p> <p>\$44.00</p>		

