

Stampin' Up! – Petal Palette

Technique: Die Cutting

Level: Beginner - Intermediate



TIME: 25 minutes or less

STAMPS:

Petal Palette
#145785 – wood
#145788 – clear
Bundle
#145973 – wood
#145974 - clear

INKS:

StazOn Black #101406
(returning June 1st)
Lovely Lipstick #147140
Lemon Lime Twist #147145
Old Olive #147090

ACCESSORIES:

Big Shot #143263
Petals & More Thinlits
#145655
Layering Leaves Embossing

Folder (retiring) #143704
Gold Metallic Thread #138401
Dimensionals #104430
Snail Adhesive #104332
Stampin Trimmer #126889
Stampin Scrub #126200 and Mist #102394

Pearl Basic Jewels #144219 (retiring)
Whisper White 1/8" Sheer Ribbon #144172
Mini Dimensionals #144108
Multipurpose Glue #110755
Aqua Painter #103954

CARD STOCK AND DESIGNER PAPER:

Thick Whisper White #140272
Bermuda Bay #131197
Watercolor Paper #122959
Gold Foil Sheet #132622
Whisper White #100730
Powder Pink #147147

5-1/2 x 8-1/2 score and fold at 4-1/4 – card base
3-3/4 x 5 – card front
4-1/2 x 5-1/2 – stamp, colour and die cut roses
1-1/2 x 4 – die cut border
2-1/2 x 5 – die cut white flowers
1 x 3-1/4 – stamp and die cut sentiment

DIRECTIONS:

1. Use the Layering Leaves embossing folder to emboss the Bermuda Bay piece before attaching it to the card base.
2. Stamp the flowers onto the watercolor paper and colour with the aqua painter and ink pad lids.
3. Die cut the watercoloured flowers.



4. Die cut the white floral images
5. Die cut the gold border
6. Stamp and die cut the sentiment.
7. Wrap the gold metallic thread into 3-4 loops and attach to center of card.
8. Use multipurpose glue to attach the white die cut flower pieces in the top left and bottom right corners.
9. Use multipurpose glue to attach the gold border to the card center
10. Use Dimensionals to attach the coloured roses to the same corners.
11. Use Dimensionals to attach the sentiment.
12. Tie a bow with the White Sheer Ribbon and use a glue dot to attach it to the bottom right corner of the sentiment.
13. Embellish with small pearls.
14. Clean stamp with the Stampin Scrub and Mist.









Wishing you Happy Stamping



Product List

<p>Petal Palette Wood-Mount Stamp Set</p> <p>[145785]</p> <p>\$62.00</p>	<p>Petal Palette Clear-Mount Stamp Set</p> <p>[145788]</p> <p>\$46.00</p>	<p>Petal Palette Clear-Mount Bundle</p> <p>[145974]</p> <p>\$81.75</p>	<p>Petal Palette Wood-Mount Bundle</p> <p>[145973]</p> <p>\$96.25</p>



<p>Lovely Lipstick Classic Stampin' Pad</p> <p>[147140]</p> <p>\$10.25</p>	<p>Jet Black Stazon Ink Pad</p> <p>[101406]</p> <p>\$12.00</p>	<p>Lemon Lime Twist Classic Stampin' Ink Refill</p> <p>[144092]</p> <p>\$5.00</p>	<p>Old Olive Classic Stampin' Pad</p> <p>[147090]</p> <p>\$10.25</p>
 <p>Whisper White 8-1/2" X 11" Thick Cardstock</p> <p>[140272]</p> <p>\$9.25</p>	 <p>Bermuda Bay 8-1/2" X 11" Card Stock</p> <p>[131197]</p> <p>\$10.00</p>	 <p>Watercolor Paper</p> <p>[122959]</p> <p>\$6.75</p>	 <p>Gold Foil Sheets</p> <p>[132622]</p> <p>\$5.25</p>
 <p>Whisper White 8-1/2" X 11" Card Stock</p> <p>[100730]</p> <p>\$11.25</p>	 <p>Powder Pink 8-1/2" X 11" Cardstock</p> <p>[144244]</p> <p>\$10.00</p>	 <p>Whisper White 1/8" Sheer Ribbon</p> <p>[144172]</p> <p>\$8.00</p>	 <p>Gold Metallic Thread</p> <p>[138401]</p> <p>\$4.00</p>






Layered Leaves
Dynamic Textured
Impressions
Embossing Folder

[143704]

\$11.75



Petals & More
Thinlits Dies

[145655]

\$45.00

