

Stampin' Up! – Bike Ride

Technique: Die Cutting

Level: Beginner - Intermediate



TIME: 25 minutes or less

STAMPS:

Bike Ride #143716
Petal Palette – sentiment
#145785 – wood
#145788 – clear

INKS:

Memento Tuxedo Black #132708
Lovely Lipstick #147140
Lemon Lime Twist #147145

ACCESSORIES:

Big Shot #143263
Build a Bike #143729
Polka Dots Basics Embossing Folder
#143709
Whisper White Solid Baker's Twine
#134262
Pick a Pattern Washi Tape #144166

Banner Triple Punch #138292
Mini Dimensionals #144108
Glue Dots #103683
Simple Shammy #147042

Multipurpose Glue #110755
Aqua Painter #103954
Stampin Trimmer #126889
Stampin Scrub #126200 and Mist #102394

CARD STOCK AND DESIGNER PAPER:

Balmy Blue #146982

5-1/2 x 8-1/2 score and fold at 4-1/4 – card base

Vellum Cardstock #101856

1-5/8 x 2-1/2 - banner

Whisper White #100730

4 x 4-1/4 – card front

2-1/2 x 8 – stamp and die cut bike pieces

Lemon Lime Twist #144245

3-3/4 x 5 – card front

scrap to die cut butterfly

DIRECTIONS:

1. Place the vellum inside the embossing folder and run through the big shot.
2. Attach the vellum to the card front using glue dots, placed where other card pieces will cover them
3. Stamp and cut out the bike pieces.
4. Attach the washi tape along the bottom of the vellum
5. Add the bike using glue dots to attach.
6. Color the books using the inkpad lids and the aqua painter and then attach using mini dimensionals.



7. Use the Banner Triple Punch to flag tail the banner, stamp the image in black and then wrap a piece of baker's twine around before attaching to the card front with Glue Dots.
8. Create a bow with the baker's twine and attach with a drop of multipurpose glue.
9. Die cut the butterfly and attach with a folded glue dot.
10. Clean stamp with the Stampin Scrub and Mist or the new Simple Shabby.









Wishing you Happy Stamping



Product List

<p>Bike Ride Photopolymer Bundle</p> <p>[145314]</p> <p>\$54.75</p>	<p>Bike Ride Photopolymer Stamp Set</p> <p>[143716]</p> <p>\$26.00</p>	<p>Build A Bike Framelits Dies</p> <p>[143729]</p> <p>\$35.00</p>	<p>Petal Palette Wood- Mount Stamp Set</p> <p>[145785]</p> <p>\$62.00</p>
<p>Petal Palette Clear- Mount Stamp Set</p> <p>[145788]</p>	<p>Balmy Blue Classic Stampin' Pad</p> <p>[147105]</p>	<p>Lemon Lime Twist Classic Stampin' Pad</p> <p>[144086]</p>	<p>Lovely Lipstick Classic Stampin' Pad</p> <p>[147140]</p>



\$46.00	\$10.25	\$8.50	\$10.25
			
Lemon Lime Twist 8-1/2" X 11" Cardstock	Balmy Blue 8-1/2" X 11" Cardstock	Vellum 8-1/2" X 11" Card Stock	Whisper White 8-1/2" X 11" Card Stock
[144245]	[146982]	[101856]	[100730]
\$10.00	\$11.50	\$10.00	\$11.25
			
Polka Dot Basics Textured Impressions Embossing Folder	Twine Baker's Whisper White Twine Baker's Whisper White	Pick A Pattern Washi Tape	Banner Triple Punch
[143709]	[124262]	[144166]	[138292]
\$10.00	\$4.00	\$10.75	\$30.00

