

Stampin' Up! – Hanging Garden

Technique: Watercolour Pencils

Level: Beginner - Intermediate



TIME: 20 minutes or less

STAMPS:

Hanging Garden
#146236 – wood
#146239 – clear

INKS

StazOn Jet Black #101406
Watercolour Pencils #141709

ACCESSORIES:

Big Shot #143263
Pinewood Planks Embossing Folder
Heat Tool #129053
White Embossing Powder #109132
Embossing Buddy #103083
Aqua Painter #103954
White Solid Bakers Twine #124262

Dimensionals #104430
Multipurpose Glue #110755
Glue Dots #103683
Stampin Trimmer #126889
Stampin Scrub #126200 and Mist #102394

Mini Dimensionals #144108
Snail Adhesive #104332

Simple Shammy #147042

CARD STOCK AND DESIGNER PAPER:

Very Vanilla Thick #144237
Crumb Cake #120953
Graceful Glass DSP #146344
Rich Razzleberry #115316
Basic Black #121045

5-1/2 x 8-1/2 – score and fold at 4-1/4 – card base
3-1/2 square – art piece
2-5/8 x 5-1/2 – background
5/8 x 5 – background band
1 x 3 – sentiment

DIRECTIONS:









1. Score and fold the card base. Use Glue dots to attach the Designer paper across the center.
2. Emboss the Rich Razzleberry band and attach it with glue dots across the designer paper.
3. Wrap the Solid White Baker's Twine around the card and tie a bow on the right side.
4. Stamp the images in black ink onto the Crumb Cake cart piece and colour with the watercolour pencils.
5. Blend a bit with the aqua painter.
6. Stamp colour and cut out the butterflies before adding them to the art piece. Add a little early espresso ink around them.








7. Add the art piece with Dimensionals to the center of the card front.
8. White Heat emboss the sentiment on the small piece of Basic Black card stock.
9. Trim and flag tail the piece before attaching it to the right side of the card.
10. Clean Stamps with the Stampin Scrub and Mist, or the new Shammy



Product List

 <p>Hanging Garden Wood-Mount Stamp Set</p> <p>[146236]</p> <p>\$37.00</p>	 <p>Hanging Garden Clear-Mount Stamp Set</p> <p>[146239]</p> <p>\$26.00</p>	 <p>Watercolor Pencils</p> <p>[141709]</p> <p>\$21.00</p>	 <p>Very Vanilla 8-1/2" X 11" Thick Cardstock</p> <p>[144237]</p> <p>\$10.50</p>
 <p>Crumb Cake 8-1/2" X 11" Card Stock</p> <p>[120953]</p> <p>\$11.50</p>	 <p>Graceful Glass 6" X 6" (15.2 X 15.X Cm) Designer Vellum</p> <p>[146344]</p>	 <p>Basic Black 8-1/2" X 11" Card Stock</p> <p>[121045]</p> <p>\$11.50</p>	 <p>Twine Baker's Whisper White</p> <p>[124262]</p> <p>\$4.00</p>



	\$15.00		
 <p>Pinewood Planks Dynamic Textured Impressions Embossing Folder</p> <p>[143708]</p> <p>\$13.50</p>	 <p>Heat Tool</p> <p>[129053]</p> <p>\$40.00</p>	 <p>Embossing Buddy</p> <p>[103083]</p> <p>\$8.00</p>	 <p>White Stampin' Emboss Powder</p> <p>[109132]</p> <p>\$6.75</p>
 <p>Aqua Painters</p> <p>[103954]</p> <p>\$22.50</p>			

