

Stampin' Up! – Tropical Chick

Technique: Die Cutting

Level: Beginner - Intermediate



TIME: 20 minutes or less

STAMPS:

Tropical Chick
#146750 – wood
#146753 – clear
Bundles:
#148397 – wood
#148399 – clear

INKS

Blushing Bride #147100
Black Stampin Write Marker #100082

ACCESSORIES:

Big Shot #143263
Magnetic Platform #130658
Tropical Thinlits #146831
Linen Thread #104199
True Gentleman Buttons #145596
Dimensionals #104430
Snail Adhesive #104332
Glue Dots #103683
Multipurpose Glue #110755

Stampin Trimmer #126889
Simple Shammy #147042
Stampin Scrub #126200 and Mist #102394

CARD STOCK AND DESIGNER PAPER:

Whisper White Thick #140272	4-1/4 x 11, score and fold at 5-1/2 – card base
Tropical Escape Designer Paper #146916	4-1/4 x 5-1/2 – card front.
Dots design	2-3/4 square – for behind leaf cut out
Granny Apple Green #146990	3-3/4 x 5 – die cut art piece
Whisper White #100730	1/2 x 4 – sentiment
Shaded Spruce #146981	1-1/2 x 4 – stamp and die cut flowers
	3 x 3 – die cut ferns

DIRECTIONS:

1. Adhere the designer paper to the card base with Snail Adhesive.
2. Use multi-purpose glue to attach the square of designer paper behind the cut out.










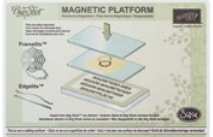
3. Attach the art piece to the card base with Dimensionals.
4. Stamp and die cut three pink flowers.
5. Die cut 2 ferns from the piece of shaded spruce.
6. Use the marker to ink just the word "thanks" on the sentiment stamp and then stamp on the right side of the sentiment strip before flag tailing both ends.
7. Attach the sentiment piece to the card front with glue dots.
8. Add the ferns to the left side of the card with multipurpose glue or glue dots.
9. Add two flowers with glue dots and the last one with a Dimensional to pop it up a bit.
10. Fold a piece of Linen Thread in half to create a double loop bow.
11. Attach the bow to the button and then to the card front under the flowers.
12. Clean Stamps with the Stampin Scrub and Mist, or the new Shammy



Product List

<p>Tropical Chic Wood-Mount Stamp Set</p> <p>[146750]</p> <p>\$41.00</p>	<p>Tropical Chic Clear-Mount Stamp Set</p> <p>[146753]</p> <p>\$30.00</p>	<p>Tropical Chic Wood-Mount Bundle</p> <p>[148397]</p> <p>\$70.00</p>	<p>Tropical Chic Clear-Mount Bundle</p> <p>[148399]</p> <p>\$60.25</p>
<p>Blushing Bride Classic Stampin' Pad</p>	<p>Basic Black Stampin' Write Marker</p>	<p>Whisper White 8-1/2" X 11" Thick</p>	<p>Granny Apple Green 8-1/2" X 11"</p>



<p>[147100]</p> <p>\$10.25</p>	<p>[100082]</p> <p>\$4.75</p>	<p>Cardstock</p> <p>[140272]</p> <p>\$10.50</p>	<p>Cardstock</p> <p>[146990]</p> <p>\$11.50</p>
 <p>Tropical Escape 6" X 6" (15.2 X 15.2 Cm) Designer Series Paper</p> <p>[146916]</p> <p>\$15.00</p>	 <p>Whisper White 8-1/2" X 11" Card Stock</p> <p>[100730]</p> <p>\$13.25</p>	 <p>Shaded Spruce 8-1/2" X 11" Cardstock</p> <p>[146981]</p> <p>\$11.50</p>	 <p>Linen Thread</p> <p>[104199]</p> <p>\$6.25</p>
 <p>True Gentleman Buttons</p> <p>[145596]</p> <p>\$9.50</p>	 <p>Tropical Thinlits Dies</p> <p>[146831]</p> <p>\$37.00</p>	 <p>Big Shot</p> <p>[143263]</p> <p>\$150.00</p>	 <p>Big Shot Magnetic Platform</p> <p>[130658]</p> <p>\$49.00</p>

