

Stampin' Up! – Tropical Chick

Technique: Die Cutting/embossing

Level: Beginner - Intermediate



TIME: 20 minutes or less

STAMPS:

Tropical Chick
#146750 – wood
#146753 – clear
Bundles:
#148397 – wood
#148399 – clear

INKS

Blushing Bride #147100
StazOn Black #101406

ACCESSORIES:

Big Shot #143263
Magnetic Platform #130658
Big Shot Embossing Mats
#146327
Tropical Thinlits #146831
Linen Thread #104199
True Gentleman Buttons #145596

Dimensionals #104430
Glue Dots #103683
Stampin Trimmer #126889
Stampin Scrub #126200 and Mist #102394

Snail Adhesive #104332
Multipurpose Glue #110755
Simple Shammy #147042

CARD STOCK AND DESIGNER PAPER:

Blushing Bride #131198
Powder Pink #144244
Tropical Escape Designer Paper
#146916
Soft Sea Foam #146988
Granny Apple Green #146990

Shaded Spruce #146981
Whisper White #100730

5-1/2 x 8-1/2 scored and folded at 4-1/4 – card base
3-1/4 X 5-1/2 – embossed card front
2-1/2 x 4-1/4 – front panel
2 x 4-1/4 - leaves
1-1/2 x 5-1/2 – ferns
1/2 x 3-1/2 – strip behind sentiment
1-1/2x 3 – 1 fern
7/8 x 3-1/4 – sentiment

DIRECTIONS:

1. Emboss the Powder Pink background piece with the dies and the new Embossing mats.



Sandwich from bottom is:

- Big Shot Platform
- Cutting pad
- Dies face up
- Card stock
- Blue Thin silicone rubber mat
- White Impressions pad

Adhere the piece to the card base.













2. Use the Blushing Bride Ink to stamp the lines across the bottom of the card base.
3. Die cut the leaves from the green cardstock and attach to the card using multi-purpose glue.
4. Attach the designer paper using Snail Adhesive.
5. Stamp the sentiment in black ink onto the strip of Whisper White, flag tail the left side.
6. Use Dimensionals to attach the green piece first, and then the sentiment partially over it.
7. Run a piece of Linen Thread through a button from the True Gentlemen Buttons pack, tie a bow and attach in the top right corner of the sentiment with a glue dot.
8. Clean Stamps with the Stampin Scrub and Mist, or the new Shabby




Product List

Tropical Chic Wood-Mount Stamp Set	Tropical Chic Clear-Mount Stamp Set	Tropical Chic Wood-Mount Bundle	Tropical Chic Clear-Mount Bundle
[146750]	[146753]	[148397]	[148399]
\$41.00	\$30.00	\$70.00	\$60.25



 <p>Jet Black Stazon Ink Pad</p> <p>[101406]</p> <p>\$12.00</p>	 <p>Blushing Bride Classic Stampin' Pad</p> <p>[147100]</p> <p>\$10.25</p>	 <p>Blushing Bride 8-1/2" X 11" Card Stock</p> <p>[131198]</p> <p>\$11.50</p>	 <p>Powder Pink 8-1/2" X 11" Cardstock</p> <p>[144244]</p> <p>\$11.50</p>
 <p>Tropical Escape 6" X 6" (15.2 X 15.2 Cm) Designer Series Paper</p> <p>[146916]</p> <p>\$15.00</p>	 <p>Soft Sea Foam 8-1/2" X 11" Cardstock</p> <p>[146988]</p> <p>\$11.50</p>	 <p>Granny Apple Green 8-1/2" X 11" Cardstock</p> <p>[146990]</p> <p>\$11.50</p>	 <p>Shaded Spruce 8-1/2" X 11" Cardstock</p> <p>[146981]</p> <p>\$11.50</p>
 <p>Whisper White 8-1/2" X 11" Cardstock</p>	 <p>Linen Thread</p>	 <p>True Gentleman Buttons</p>	 <p>Big Shot Embossing</p>



X 11" Card Stock	[104199]	Buttons	Mats
[100730]	\$6.25	[145596]	[146327]
\$13.25		\$9.50	\$21.00
			
Tropical Thinlits Dies			
[146831]			
\$37.00			

