


# Stampin' Up! – Painted Glass

Technique: Die Cutting /Stampin Blends

Level: Beginner - Intermediate



**TIME: 25minutes or less**

**STAMPS:**

Painted Glass  
#147458 – wood  
#147461 – clear  
Bundles: (including Thinlits)  
#148361 – wood  
#148362 – clear

**INKS:**

Stampin Blends:  
Bermuda Bay #144580  
Old Olive #144573  
Rich Razzleberry #144602  
Daffodil Delight #144585  
Night of Navy #144039  
VersaMark#102283 (for heat embossing)

**ACCESSORIES:**

Big Shot #143263  
Stained Glass Thinlits #146347  
Tailored Tag Punch #145667  
Heat Tool #129053  
White Embossing Powder #109132

Embossing Buddy #103083  
Dimensionals #104430  
Snail Adhesive #104332  
Simple Shammy #147042

Multipurpose Glue #110755  
Glue Dots #103683  
Stampin Trimmer #126889  
Stampin Scrub #126200 and Mist #102394

**Note the finished size of this card is 5 x 7 inches** – you can purchase envelopes this size at stationary stores or Walmart – or make one with the envelope punchboard.

**CARD STOCK AND DESIGNER PAPER:**

Bermuda Bay #131197  
Basic Black #121045  
Whisper White #100730  
Bermuda Bay  
Graceful Glass Designer Vellum #146344  
Whisper White #100730  
Basic Black #121045

7 x 10 – score and fold at 5 – card base  
4-1/2 x 6-1/2 - mat  
4-3/8 x 6-3/8 - mat  
4-1/4 x 6-1/4 - mat  
1 panel  
1-3/4 x 5-1/2 – white behind panel  
1-7/8 x 5-5/8 – mat under panel



NOTE – you may have to trim the black and white above depending on how you cut your vellum panel.

Basic Black #121045

2 x 3 – white emboss and punch out the sentiment  
 1-1/2 x 5-1/4 – die cut border

**DIRECTIONS:**













1. Colour the front of the vellum panel with Stampin Blends
2. Cut out a piece of Whisper White 1-3/4 x 5-1/2. Place glue dots in behind the dark blue squares on the vellum so they don't show - and attach the vellum to the Whisper White.
3. Trim the white so that it doesn't show.
4. Mat this to a piece of basic black 1/8 x 5- 5/8 - set aside.
5. The card base is a large card, Bermuda Bay - 7 x 10 - score and fold at 5"
6. Attach the Bermuda Bay mat to the Whisper White Mat and then to the Basic Black Mat before attaching it all to the card base with Snail Adhesive.
7. Die cut the border piece with the remaining piece of 1-1/2 x 5-1/4 Basic Black.
8. Use small dots of multipurpose glue to attach the die cut piece to the card front.
9. Use Dimensionals to attach the art piece.
10. White Heat emboss the sentiment on a piece of Basic Black 2 x 3
11. Use the Tailored Tag Punch to punch it out and Dimensionals to attach it to the card front.
12. Clean the stamp with the stampin scrub and mist or the simply shammy





**Product List**

<p>Painted Glass Wood-Mount Stamp Set</p>	<p>Painted Glass Clear-Mount Stamp Set</p>	<p>Painted Glass Wood-Mount Bundle</p>	<p>Painted Glass Clear-Mount Bundle</p>
<p>[147458]</p>	<p>[147461]</p>	<p>[148361]</p>	<p>[148362]</p>
<p>\$34.00</p>	<p>\$24.00</p>	<p>\$65.50</p>	<p>\$56.50</p>



 <p>Bermuda Bay Light Stampin' Blends Marker</p> <p>[144580]</p> <p>\$6.00</p>	 <p>Old Olive Stampin' Blends Markers Combo Pack</p> <p>[144597]</p> <p>\$12.00</p>	 <p>Rich Razzleberry Stampin' Blends Markers Combo Pack</p> <p>[144602]</p> <p>\$12.00</p>	 <p>Daffodil Delight Dark Stampin' Blends Marker</p> <p>[144585]</p> <p>\$6.00</p>
 <p>Night Of Navy Dark Stampin' Blends Marker</p> <p>[144039]</p> <p>\$6.00</p>	 <p>Bermuda Bay 8-1/2" X 11" Card Stock</p> <p>[131197]</p> <p>\$11.50</p>	 <p>Basic Black 8-1/2" X 11" Card Stock</p> <p>[121045]</p> <p>\$11.50</p>	 <p>Whisper White 8-1/2" X 11" Card Stock</p> <p>[100730]</p> <p>\$13.25</p>
 <p>Graceful Glass 6" X 6" (15.2 X 15.X Cm)</p>	 <p>Tailored Tag Punch</p>	 <p>Stained Glass Thinlits</p>	 <p>Heat Tool</p>



Designer Vellum	[145667]	Dies	[129053]
[146344]	\$24.00	[146347]	\$40.00
\$15.00		\$39.00	
			
Embossing Buddy	White Stampin' Emboss Powder		
[103083]	[109132]		
\$8.00	\$6.75		

