

Stampin' Up! – Hanging Garden

Technique: Die cutting and embossing

Level: Beginner - Intermediate



TIME: 20 minutes or less

STAMPS:

Serene Garden Bundle #148395
Rooted In Nature – sentiment
#146482

INKS

StazOn Black #101406
Soft Sea Foam #147102
Grapefruit Grove #147142
Lovely Lipstick #147140
Soft Suede #147115

ACCESSORIES:

Big Shot #143263
Garden Scene Framelits #146355
Big Shot Embossing Mats #146327
Dimensionals #104430
Mini Dimensionals #144108
Snail Adhesive #104332
Glue Dots #103683
Blender Pen #102845
Stampin Trimmer #126889

Simple Shammy #147042
Stamparatus #146276

Stampin Scrub #126200 and Mist #102394

CARD STOCK AND DESIGNER PAPER:

Whisper White Thick #140272
Basic Black #121045
Whisper White #100730

4-1/4 x 11, score and fold at 5-1/2 – card base
3-1/8 x 4-3/8 – mat
3 x 4-1/4 – art piece
4-1/4 x 5-1/2 – stamp flowers and butterfly
1/2 x 5 - sentiment

DIRECTIONS:

1. Stamp the image in the bottom left corner of the art piece with StazOn Black Ink. Add the green and brown inks with the blender pen for a soft muted look.
2. Attach to the basic black mat using Snail Adhesive.
3. Stamp the flowers and butterfly on the other piece of Whisper White and color with the blender pen and ink pad lids.



4. Use the Coordinating dies to cut out the pieces.
5. Stamp the sentiment on the strip of Grapefruit Grove, trim and flag tail.
6. Emboss the bottom left corner of the card base with the embossing plate

Sandwich for this is: From the bottom:

- Big Shot Platform
- Cutting Pad
- Die – Face up
- Cardstock
- Gray Mat
- Impressions Pad





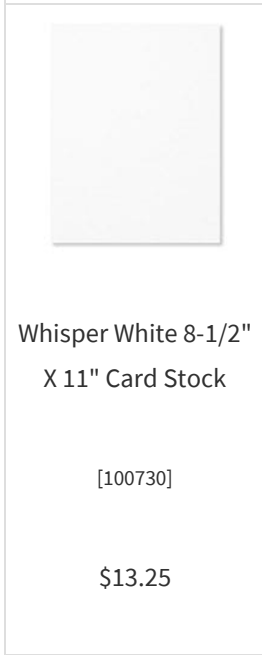
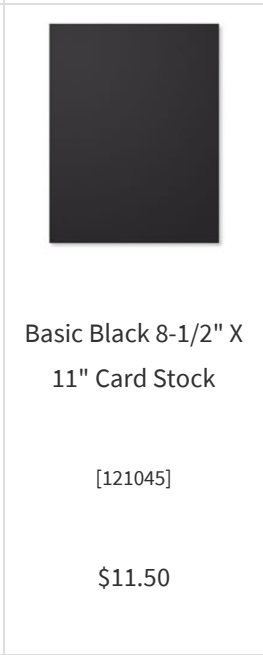

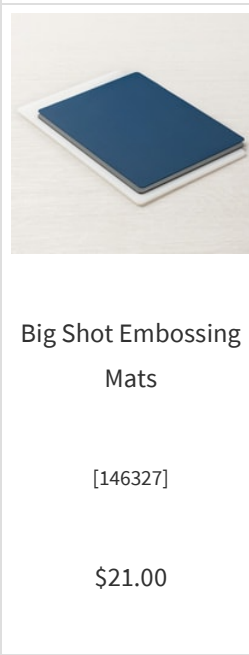


7. Use Dimensionals to attach the art piece to the center of the card front.
8. Use Dimensionals to attach the flowers, butterfly and sentiment to the card.
9. Clean Stamps with the Stampin Scrub and Mist, or the new Shabby



Product List

<p>Serene Garden Photopolymer Bundle</p> <p>[148395]</p> <p>\$56.50</p>	<p>Serene Garden Photopolymer Stamp Set</p> <p>[146501]</p> <p>\$22.00</p>	<p>Rooted In Nature Clear-Mount Stamp Set</p> <p>[146482]</p> <p>\$57.00</p>	<p>Soft Suede Classic Stampin' Pad</p> <p>[147115]</p> <p>\$10.25</p>



			
<p>Soft Sea Foam Classic Stampin' Pad</p> <p>[147102]</p> <p>\$10.25</p>	<p>Grapefruit Grove Classic Stampin' Pad</p> <p>[147142]</p> <p>\$10.25</p>	<p>Lovely Lipstick Classic Stampin' Pad</p> <p>[147140]</p> <p>\$10.25</p>	<p>Whisper White 8-1/2" X 11" Thick Cardstock</p> <p>[140272]</p> <p>\$10.50</p>
			
<p>Whisper White 8-1/2" X 11" Card Stock</p> <p>[100730]</p> <p>\$13.25</p>	<p>Basic Black 8-1/2" X 11" Card Stock</p> <p>[121045]</p> <p>\$11.50</p>	<p>Grapefruit Grove 8- 1/2" X 11" Cardstock</p> <p>[146972]</p> <p>\$11.50</p>	<p>Big Shot Embossing Mats</p> <p>[146327]</p> <p>\$21.00</p>
			
<p>Garden Scene Framelits Dies</p>	<p>Blender Pens</p>		



[146355]	[102845]	
\$41.00	\$16.00	

