

Stampin' Up! – Dandelion Wishes

Technique: Embossed resist technique

Level: Beginner - Intermediate



TIME: 15 minutes or less

STAMPS:

Dandelion Wishes
#146744 – wood
#146747 – clear

INKS:

Coastal Cabana #147097
VersaMark Ink #102283

ACCESSORIES:

Big Shot #143263
Corrugated Dynamic Textured
Impressions Embossing Folder
#148026
Heat Tool #129053
Embossing Buddy #103083

White Embossing Powder #109132
Rhinestone Basic Jewels #144220
Snail Adhesive #104332
New Simply Shammy #147042 or

Linen Thread #104199
Tear and Tape #138995
Stampin Trimmer #126889
Stampin Scrub #126200 and Mist #102394

CARD STOCK AND DESIGNER PAPER:

Coastal Cabana #131297

4-1/4 x 11, score and fold at 5-1/2 – card base

4-1/4 x 5-1/2 – card front

Whisper White #100730

3 x 4-1/4 – art piece

4 x 4-1/4 – mat behind art piece.

DIRECTIONS:

1. Cut score and fold the card base.
2. Use the Corrugated embossing folder to emboss the card front, distress it a little and sponge with a little Coastal Cabana ink before using Tear and Tape to attach it to the card base.
3. White Heat emboss the image on the left side of the art piece.
4. Use a Stampin Sponge to add Coastal Cabana Ink in a circular motion until the design pops.
5. Ink the stamp in Coastal Cabana ink, stamp off once and then stamp to the left and right of the embossed image.
6. Use Snail adhesive to attach the art piece to the Whisper White mat.
7. Stamp the sentiment in the bottom right corner of the mat with Coastal Cabana ink.
8. Wrap Linen Tread around the piece twice before tying a bow on the right side.









9. Use Snail Adhesive to attach the art piece to the card base.
10. Embellish the dandelion centers with small rhinestones.
11. Clean stamp with the Stampin Scrub and Mist or the new shammy








Wishing you Happy Stamping



Product List

 <p>Dandelion Wishes Wood-Mount Stamp Set</p> <p>[146744]</p> <p>\$38.00</p>	 <p>Dandelion Wishes Clear-Mount Stamp Set</p> <p>[146747]</p> <p>\$27.00</p>	 <p>Coastal Cabana Classic Stampin' Pad</p> <p>[147097]</p> <p>\$10.25</p>
 <p>VersaMark Pad</p> <p>[102283]</p> <p>\$11.25</p>	 <p>Coastal Cabana 8-1/2" X 11" Card Stock</p> <p>[131297]</p> <p>\$11.50</p>	 <p>Whisper White 8-1/2" X 11" Thick Cardstock</p> <p>[140272]</p> <p>\$10.50</p>



 <p>Heat Tool</p> <p>[129053]</p> <p>\$40.00</p>	 <p>Embossing Buddy</p> <p>[103083]</p> <p>\$8.00</p>	 <p>White Stampin' Emboss Powder</p> <p>[109132]</p> <p>\$6.75</p>
 <p>Rhinestone Basic Jewels</p> <p>[144220]</p> <p>\$6.75</p>	 <p>Big Shot</p> <p>[143263]</p> <p>\$150.00</p>	 <p>Corrugated Dynamic Textured Impressions Embossing Folder</p> <p>[148026]</p> <p>\$14.00</p>
 <p>linen thread fil de lin hilo de lino</p>		



Linen Thread	
[104199]	
\$6.25	

