

Stampin' Up! – Signs of Santa

Technique – Die Cutting and Mass Producing

Beginner - Intermediate



TIME: 10 minutes or less

STAMPS:

Signs of Santa #147690
Bundle #149967

INKS:

Pool Party #147107
Garden Green #147089

ACCESSORIES:

Big Shot #143263
Stitched Shapes Framelits #145372
Santa's Signpost Framelits #147911
White Baker's Twine #124262
Aqua Painter #103954
Snail Adhesive #104332
Multipurpose Glue #110755
Dimensionals #104430
Stampin Trimmer #126889
Simply Shammy #147042 or
Stampin Scrub #126200 and Mist #102394

CARD STOCK AND DESIGNER PAPER:

Poppy Parade #119793
Garden Green #102584
Santa's Workshop Designer Paper #147809

Watercolor Paper #122959
Whisper White #100730

5-1/2 x 8-1/2 score and fold at 4-1/4 – card base.
3-1/2 x 4-1/4 - mat
3-1/4 x 4 – card front/art piece- stripes
Die cut pole and elf
3 x 3 – die cut stitched shapes circle
scrap to die cut snowflake

DIRECTIONS:

1. Use the Stampin Trimmer to cut score and fold the card base.
2. Use Snail Adhesive to attach the designer paper to the mat and then to the card base.
3. Wrap the White Baker's Twine around the card and tie with a bow at the top left.
4. Die cut the second from largest stitched circle.
5. Use the Aqua painter and the lid of the Pool party to pick up ink and paint ¾ quarters of the circle leaving the bottom portion white to look like snow.



6. When the circle is dry, stamp the sentiment in garden green and then attach it to the card with Dimensionals.
7. Use Mini Dimensionals to attach the pole and the elf to the circle.
8. Add the snowflake with a dot of Multipurpose Glue.
9. Clean stamps with the Stampin Scrub and Mist or the Simply Shabby

Wishing you Happy Stamping








Here are the products I used for today's card share:

Product List

<p>Signs Of Santa Photopolymer Bundle</p> <p>[149967]</p> <p>\$63.75</p>	<p>Pool Party Classic Stampin' Pad</p> <p>[147107]</p> <p>\$10.25</p>	<p>Garden Green Classic Stampin' Pad</p> <p>[147089]</p> <p>\$10.25</p>
<p>Poppy Parade 8-1/2" x 11" Card Stock"</p>	<p>Garden Green 8-1/2" X 11" Card Stock</p>	<p>Santa's Workshop 12" X 12" (30.5 X 30.5 Cm) Specialty Designer Series</p>



<p>[119793]</p> <p>\$11.50</p>	<p>[102584]</p> <p>\$11.50</p>	<p>Paper</p> <p>[147809]</p> <p>\$19.00</p>
 <p>Watercolor Paper</p> <p>[122959]</p> <p>\$6.75</p>	 <p>Whisper White 8-1/2" X 11" Card Stock</p> <p>[100730]</p> <p>\$13.25</p>	 <p>Twine Baker's Whisper White</p> <p>[124262]</p> <p>\$4.00</p>
 <p>Stitched Shapes Framelits Dies</p> <p>[145372]</p> <p>\$41.00</p>	 <p>Aqua Painters</p> <p>[103954]</p> <p>\$22.50</p>	

