

# Stampin' Up! – First Frost – Card #2

Technique – sponging and die cutting

Beginner - Intermediate



**TIME: 10 minutes or less**

**STAMPS:**

First Frost wood #148417 – Clear #148420

Bundle – Wood #149942 – Clear #149943

**INKS:**

Melon Mambo #147051

Night of Navy 3147110

Basic Gray #147118

**ACCESSORIES:**

Big Shot #143263

Frosted Bouquet Framelits #147895

Stitched Labels Framelits #146828

Swirls and Curly Embossing Folder #147923

Share What You Love Artisan Pearls #146927

Snail Adhesive #104332

Dimensionals #104430

Stampin Trimmer #126889

Simply Shammy #147042 or  
Stampin Scrub #126200 and Mist #102394

**CARD STOCK AND DESIGNER PAPER:**

Thick Whisper White #140272

Night of Navy #100867

Whisper White #100730

Night of Navy

Whisper White #100730

5-1/2 x 8-1/2 score and fold at 4-1/4 – card base.

3-7/8 x 5-1/8 – mat

3-3/4 x 5 – card front

2-1/2 x 3-3/4 – bellyband

4-1/4 x 5-1/2 – stamp and die cut flowers and sentiment

**DIRECTIONS:**

1. Use the Stampin Trimmer to cut score and fold the card base.
2. Ink the long leaf stamp in Smoky Slate, and using the first generation stamping technique, stamp it across the card front.  
**TIP** – First Generation Stamping Technique – Ink the stamp, stamp on scrap and then on your art piece.
3. Use Snail Adhesive to attach the “wallpaper” to the mat and then to the card base.



4. Place the torn piece of Night of Navy into the embossing folder and run it through the Big Shot.
5. Attach the bellyband across the top of the card front.
6. Sponge the floral image and stamp on the piece of Whisper White. Stamp the sentiment as well – leaving enough space between the two to cut them out.
7. Use Dimensionals to attach the sentiment and then the floral image.
8. Embellish with the Share What You Love Artisan Pearls.
9. Clean stamps with the Stampin Scrub and Mist or the Simply Shammy

Wishing you Happy Stamping








Here are the products I used for today's card share:

### Product List

<p>First Frost Wood-Mount Bundle</p> <p>[149942]</p> <p>\$77.25</p>	<p>First Frost Clear-Mount Bundle</p> <p>[149943]</p> <p>\$67.50</p>	<p>Melon Mambo Classic Stampin' Pad</p> <p>[147051]</p> <p>\$10.25</p>
<p>Night Of Navy Classic Stampin' Pad</p>	<p>Gray Granite Classic Stampin' Pad</p>	<p>Whisper White 8-1/2" X 11" Thick Cardstock</p>



<p>[147110]</p> <p>\$10.25</p>	<p>[147118]</p> <p>\$10.25</p>	<p>[140272]</p> <p>\$10.50</p>
 <p>Night Of Navy 8-1/2" X 11" Card Stock</p> <p>[100867]</p> <p>\$11.50</p>	 <p>Whisper White 8-1/2" X 11" Card Stock</p> <p>[100730]</p> <p>\$13.25</p>	 <p>Stitched Labels Framelits Dies</p> <p>[146828]</p> <p>\$45.00</p>
 <p>Swirls &amp; Curls Textured Impressions Embossing Folder</p> <p>[147923]</p> <p>\$10.25</p>	 <p>Share What You Love Artisan Pearls</p> <p>[146927]</p> <p>\$8.25</p>	

