

Stampin' Up! – First Frost – Card #3

Technique – sponging and die cutting

Beginner - Intermediate



TIME: 10 minutes or less

STAMPS:

First Frost wood #148417 – Clear #148420
Bundle – Wood #149942 – Clear #149943

INKS:

Melon Mambo #147051
Night of Navy 3147110
Basic Gray #147118

ACCESSORIES:

Big Shot #143263
Frosted Bouquet Framelits #147895
Stitched Labels Framelits #146828
Swirls and Curly Embossing Folder #147923
Snail Adhesive #104332
Dimensionals #104430
Stampin Trimmer #126889
Simply Shammy #147042 or
Stampin Scrub #126200 and Mist

#102394

CARD STOCK AND DESIGNER PAPER:

Thick Whisper White #140272
Night of Navy #100867
Whisper White #100730
Night of Navy
Whisper White #100730
Basic Gray #121044

5-1/2 x 8-1/2 score and fold at 4-1/4 – card base.
3-7/8 x 5-1/8 – mat
3-3/4 x 5 – card front
2-1/2 x 3-3/4 – bellyband
4-1/4 x 5-1/2 – stamp and die cut flowers and sentiment
3 x 3-1/2 – die cut two branches

DIRECTIONS:

1. Use the Stampin Trimmer to cut score and fold the card base.
2. Using the First Generation Stamping Technique, cover the card front with the Melon Mambo flower and Basic Gray Branch.
3. **TIP** – First Generation Stamping Technique – Ink the stamp, stamp on scrap and then on your art piece.



4. Use Snail Adhesive to attach the “wallpaper” to the mat and then to the card base.
5. Stamp and die cut an additional 3 small flowers in Melon Mambo and one large flower in Night of Navy.
6. Place the torn piece of Night of Navy into the embossing folder and run it through the Big Shot.
7. Attach the bellyband near the top of the card front.
8. Stamp the sentiment – leaving enough space to die cut it.
9. Use Dimensionals to attach the sentiment and then the flowers.
10. Use Multipurpose glue to attach the two branches in behind the flowers.
11. Clean stamps with the Stampin Scrub and Mist or the Simply Shabby

Wishing you Happy Stamping









Here are the products I used for today’s card share:

Product List

<p>First Frost Wood-Mount Bundle</p> <p>[149942]</p> <p>\$77.25</p>	<p>First Frost Clear-Mount Bundle</p> <p>[149943]</p> <p>\$67.50</p>	<p>Melon Mambo Classic Stampin' Pad</p> <p>[147051]</p> <p>\$10.25</p>
<p>Night Of Navy Classic</p>	<p>Gray Granite Classic</p>	<p>Whisper White 8-1/2" X</p>



Stampin' Pad [147110] \$10.25	Stampin' Pad [147118] \$10.25	11" Thick Cardstock [140272] \$10.50
		
Night Of Navy 8-1/2" X 11" Card Stock [100867] \$11.50	Whisper White 8-1/2" X 11" Card Stock [100730] \$13.25	Basic Gray 8-1/2" X 11" Card Stock [121044] \$11.50
		
Stitched Labels Framelits Dies [146828] \$45.00	Swirls & Curls Textured Impressions Embossing Folder [147923] \$10.25	Share What You Love Artisan Pearls [146927] \$8.25

