

Stampin' Up! – Cauldron Bubble

Technique – sponging and die cutting

Beginner - Intermediate



TIME: 10 minutes or less

STAMPS:

Cauldron Bubble
#147713 – wood
#147710 – clear
Bundle with framelits
#149930 – wood
#149931 – clear

INKS:

Mango Melody #147093
Memento Tuxedo Black #132708

ACCESSORIES:

Big Shot #143263
Cauldron Framelits #147914
Layering Circles Framelits
#141705
Snail Adhesive #104332
Dimensionals #104430
Stampin Trimmer #126889

Simply Shammy #147042 or
Stampin Scrub #126200 and Mist #102394

CARD STOCK AND DESIGNER PAPER:

Basic Black #121045
Mango Melody #146989
Toil & Trouble DSP #147531 – stars

Daffodil Delight #119683
Mango Melody #146989

5-1/2 x 8-1/2 score and fold at 4-1/4 – card base.
3-3/4 x 5 – mat
3-3/4 x 5 – top mat
Die cut witch holding broom and a cauldron
3-1/2 square – die cut moon
1/2 x 2 – sentiment

DIRECTIONS:

1. Use the Stampin Trimmer to cut score and fold the card base.
2. Cut the designer paper and attach it with Snail Adhesive on angles so that the orange peeks out behind the stars designer paper.



3. Use the Big Shot and the Layering Circles Framelits to cut a moon from the Daffodil Delight card stock and use the sponge dauber with the Mango Melody Ink in a circular motion to create some craters in the moon. Then add it to the card front using Snail Adhesive.
4. Fussy cut the witch holding the broom and die cut the cauldron. Add them to the card with Dimensionals.
5. On the remaining scrap of Mango Melody, stamp the sentiment in black in and attach to the top of the card using Dimensionals.
6. Clean stamps with the Stampin Scrub and Mist or the Simply Shammy

Wishing you Happy Stamping









Here are the products I used for today's card share:

Product List

<p>Cauldron Bubble Wood-Mount Stamp Set</p> <p>[147713]</p> <p>\$39.00</p>	<p>Cauldron Bubble Clear-Mount Stamp Set</p> <p>[147710]</p> <p>\$29.00</p>	<p>Cauldron Bubble Wood-Mount Bundle</p> <p>[149930]</p> <p>\$69.25</p>
<p>Cauldron Bubble Clear-</p>	<p>Tuxedo Black Memento</p>	<p>Mango Melody Classic</p>



Mount Bundle	Ink Pad	Stampin' Pad
<p>[149931]</p> <p>\$60.25</p>	<p>[132708]</p> <p>\$8.25</p>	<p>[147093]</p> <p>\$10.25</p>
 <p>Basic Black 8-1/2" X 11" Card Stock</p> <p>[121045]</p> <p>\$11.50</p>	 <p>Mango Melody 8-1/2" X 11" Cardstock</p> <p>[146989]</p> <p>\$11.50</p>	 <p>Toil & Trouble 12" X 12" (30.5 X 30.5 Cm) Designer Series Paper</p> <p>[147531]</p> <p>\$15.00</p>
 <p>Daffodil Delight 8-1/2" X 11" Card Stock</p> <p>[119683]</p> <p>\$11.50</p>	 <p>Cauldron Framelits Dies</p> <p>[147914]</p> <p>\$38.00</p>	 <p>Layering Circle Framelits Dies</p> <p>[141705]</p> <p>\$48.00</p>

