

# Stampin' Up! – Dashing Deer & Winter Woods

Technique – embossing and die cutting

Beginner - Intermediate

**TIME: 10 minutes or less**



## STAMPS:

Dashing Deer  
#149934 – wood bundle  
#149935 – clear bundle  
Winter Woods  
#147658 – wood bundle  
#147661 – clear bundle

## INKS:

Sahara Sand #147117

## ACCESSORIES:

Big Shot #143263  
Detailed Deer Thinlits  
#147915  
In the Woods Framelits  
#147919  
Stitched Shapes Framelits  
#145372  
Softly Falling Embossing  
Folder #139672

Wink of Stella #141897  
Snail Adhesive #104332  
Dimensionals #104430  
Simply Shammy #147042 or

Multipurpose Glue #110755  
Mini Dimensionals #144108  
Stampin Trimmer #126889  
Stampin Scrub #126200 and Mist #102394

## CARD STOCK AND DESIGNER PAPER:

Thick Whisper White #140272  
Sahara Sand #121043  
Joyous Noel DSP #147816  
Copper Foil Sheet #142020  
Whisper White #100730

5-1/2 x 8-1/2 score and fold at 4-1/4 – card base.  
4 x 5-1/4 – mat  
1-1/2 x 4-1/8 – bottom card front  
1/4 x 5-1/8 – center banner on card front  
4-1/4 x 5-1/2 – stamp and die cut oval, deer and sentiment  
4-1/4 x 5-1/2 – Die cut 5 trees

## DIRECTIONS:

1. Score and fold the card base.
2. Use the Softly Falling Embossing Folder to emboss the top of the Sahara Sand mat before attaching the designer paper to the bottom of it and the strip of copper foil.



3. Stamp the sentiment at the edge of one of the pieces of Whisper White, then stamp the deer leaving enough room to die cut the large oval. Die cut the deer and the oval, and then use the Stampin Trimmer to cut the sentiment away from the piece.
4. Emboss the oval with the Softly Falling Embossing Folder as well.
5. On the other piece of Whisper White – Die cut 5 of the trees using the In the Woods Framelits.
6. Use small drops of multipurpose glue to attach the trees to the card front.
7. Use the Wink of Stella to add some glitter to the trees.
8. Use Dimensionals to attach the oval, then the deer, then the sentiment.
9. Clean stamps with the Stampin Scrub and Mist or the Simply Shabby







Wishing you Happy Stamping



Product List for today's card share

<p>Dashing Deer Wood-Mount Bundle</p> <p>[149934]</p> <p>\$78.25</p>	<p>Dashing Deer Clear-Mount Bundle</p> <p>[149935]</p> <p>\$68.25</p>	<p>Winter Woods Wood-Mount Stamp Set</p> <p>[147658]</p> <p>\$42.00</p>
<p>Winter Woods Clear-</p>	<p>Sahara Sand Classic</p>	<p>Whisper White 8-1/2" X</p>



<p>Mount Stamp Set</p> <p>[147661]</p> <p>\$31.00</p>	<p>Stampin' Pad</p> <p>[147117]</p> <p>\$10.25</p>	<p>11" Thick Cardstock</p> <p>[140272]</p> <p>\$10.50</p>
		
<p>Sahara Sand 8-1/2" X 11" Card Stock</p> <p>[121043]</p> <p>\$11.50</p>	<p>Joyous Noel 12" X 12" (30.5 X 30.5 Cm) Specialty Designer Series Paper</p> <p>[147816]</p> <p>\$19.00</p>	<p>Copper Foil Sheets</p> <p>[142020]</p> <p>\$5.50</p>
 <p>Whisper White 8-1/2" X 11" Card Stock</p> <p>[100730]</p> <p>\$13.25</p>	 <p>Big Shot</p> <p>[143263]</p> <p>\$150.00</p>	 <p>In The Woods Framelits Dies</p> <p>[147919]</p> <p>\$45.00</p>





Detailed Deer Thinlits Dies

[147915]

\$46.00



Stitched Shapes Framelits Dies

[145372]

\$41.00



Softly Falling Textured Impressions Embossing Folder

[139672]

\$11.50

