

Stampin' Up! – Buffalo Check Tartan and Dashing Deer

Technique – embossing and die cutting

Beginner - Intermediate



TIME: 20 minutes or less

STAMPS:

Dashing Deer
#149934 – wood bundle
#149935 – clear bundle
Warm Hearted #147777 (host set)
Buffalo Check
#147797 – wood
#147794 - clear

INK PADS:

Crumb Cake #147116
Berry Burst #147143
MARKERS
Granny Apple Green #147526
Berry Burst #144033

ACCESSORIES:

Berry Burst 3/8" metallic Ribbon #145489
Ruler

Stamaparatus #146276
Snail Adhesive #104332
Stampin Trimmer #126889
Stampin Scrub #126200 and Mist #102394

Dimensionals #104430
Simply Shammy #147042 or

CARD STOCK AND DESIGNER PAPER:

Granny Apple Green #146990
Berry Burst #144243
Whisper White #100730

4-1/4 x 11, score and fold at 5-1/2 – card base
4 x 5-1/4 - mat
5-1/2 x 8-1/2 – Do the Buffalo Check Tartan design and then cut it down to 3-7/8 x 5-1/8
2-3/4 x 4 – art piece
2-7/8 x 4-1/8 – mat for art piece

Whisper White #100730
Berry Burst #144243

DIRECTIONS:

1. Score and fold the card base.
2. Use the Stamaparatus and the large piece of Whisper White to create the Tartan.



3. Ink the Buffalo Check in Granny Apple Green and stamp as many times as necessary to get a solid image.
4. Take the card stock off the Stamparatus and use the ruler and the Berry Burst Marker (thin tip), to add the lines to create the tartan.
5. Cut the piece down to 3-7/8 x 5-1/8 – mat it to the berry burst mat and then attach it to the card base.
6. For the art piece, start by stamping the deer in Crumb Cake at the top.
7. Next, use the markers to colour the poinsettia border and stamp it under the deer.
8. Lay the ribbon across the piece without attaching it, to give you an idea of where to stamp the sentiment in Berry Burst.
9. Attach the art piece to the mat and then tie the ribbon around the piece, creating a knot in the center front.
10. Use Dimensionals to attach the art piece to the card base.
11. Clean stamps with the Stampin Scrub and Mist or the Simply Shammy










Inky Hugs








Product List

<p>Dashing Deer Wood-Mount Stamp Set</p> <p>[147731]</p> <p>\$41.00</p>	<p>Dashing Deer Clear-Mount Stamp Set</p> <p>[147728]</p> <p>\$30.00</p>	<p>Dashing Deer Wood-Mount Bundle</p> <p>[149934]</p> <p>\$78.25</p>



 <p>Dashing Deer Clear-Mount Bundle</p> <p>[149935]</p> <p>\$68.25</p>	 <p>Buffalo Check Wood-Mount Stamp Set</p> <p>[147797]</p> <p>\$27.00</p>	 <p>Buffalo Check Clear-Mount Stamp Set</p> <p>[147794]</p> <p>\$20.00</p>
 <p>Warm Hearted Photopolymer Stamp Set</p> <p>[147777]</p> <p>\$13.50</p>	 <p>Crumb Cake Classic Stampin' Pad</p> <p>[147116]</p> <p>\$10.25</p>	 <p>Berry Burst Classic Stampin' Pad</p> <p>[147143]</p> <p>\$10.25</p>
		



<p>2017-2019 In Color Stampin' Write Markers</p> <p>[144033]</p> <p>\$20.00</p>	<p>Brights Stampin' Write Markers</p> <p>[147157]</p> <p>\$40.00</p>	<p>Granny Apple Green 8-1/2" X 11" Cardstock</p> <p>[146990]</p> <p>\$11.50</p>
 <p>Berry Burst 8-1/2" X 11" Cardstock</p> <p>[144243]</p> <p>\$11.50</p>	 <p>Whisper White 8-1/2" X 11" Card Stock</p> <p>[100730]</p> <p>\$13.25</p>	 <p>Berry Burst 3/8" (1 Cm) Metallic-Edge Ribbon</p> <p>[145489]</p> <p>\$9.50</p>
 <p>Stamparatus</p> <p>[146276]</p> <p>\$67.00</p>	 <p>Stampin' Trimmer</p> <p>[126889]</p> <p>\$41.00</p>	

