

Stampin' Up! – Dashing Deer

Technique – embossing and die cutting

Beginner - Intermediate



TIME: 10 minutes or less

STAMPS:

Dashing Deer
#149934 – wood bundle
#149935 – clear bundle
Peaceful Noel #147694

INKS:

VersaMark Ink #102283
Daffodil Delight Stampin Blend
#144584

ACCESSORIES:

Big Shot #143263
Detailed Deer Thinlits #147915
Tin Tile Embossing Folder
#147906
Vegas Gold Shimmer Paint
#146886
Clear Rhinestones #144220
Merry Merlot & Copper Ribbon

#147818

Gold Embossing Powder #109129

Embossing Buddy #103083

Dimensionals #104430

Simply Shabby #147042 or

Heat Tool # #129053

Snail Adhesive #104332

Stampin Trimmer #126889

Stampin Scrub #126200 and Mist #102394

CARD STOCK AND DESIGNER PAPER:

Merry Merlot #146979

Gold Foil Sheet #132622

Merry Merlot

Gold Foil Sheet

5-1/2 x 8-1/2 score and fold at 4-1/4 – card base.

4 x 5-1/4 – mat

3-7/8 x 5-1/8 – card front

2 x 3 – banner

4 x 4 – die cut flourishes and deer

DIRECTIONS:

1. Score and fold the card base.
2. Emboss the card front with the Tin Tile Embossing Folder and then rub the surface lightly with the Vegas Gold Shimmer Paint.
3. Attach to the mat and then attach the strip of Merry Merlot & Copper Ribbon before attaching it to the card base.
4. Flag tail the bottom of the banner piece before Gold Heat Embossing the sentiment on it.



5. Attach to the top left of the card using glue dots.
6. Die cut the deer and the flourishes and then use glue dots or multi purpose glue to attach them to the card.
7. Colour two small rhinestones with the Daffodil Delight Stampin Blend before adding them to the center of the two flowers.
8. Clean stamps with the Stampin Scrub and Mist or the Simply Shammy







Wishing you Happy Stamping



Here are the products I used for today's card share:

<p>Dashing Deer Wood-Mount Bundle</p> <p>[149934]</p> <p>\$78.25</p>	<p>Dashing Deer Clear-Mount Bundle</p> <p>[149935]</p> <p>\$68.25</p>	<p>Peaceful Noel Photopolymer Stamp Set</p> <p>[147694]</p> <p>\$22.00</p>
<p>Daffodil Delight Dark Stampin' Blends Marker</p>	<p>Merry Merlot 8-1/2" X 11" Cardstock</p>	<p>Gold Foil Sheets</p>



[144585]	[146979]	[132622]
\$6.00	\$11.50	\$5.50
		
Vegas Gold Shimmer Paint	Merry Merlot & Copper 5/8" (1.6 Cm) Reversible Ribbon	Rhinestone Basic Jewels
[146886]	[147818]	[144220]
\$11.00	\$10.25	\$6.75
		
Detailed Deer Thinlits Dies	Tin Tile Dynamic Textured Impressions Embossing Folder	Heat Tool
[147915]	[147906]	[129053]
\$46.00	\$14.00	\$40.00





Embossing Buddy

[103083]

\$8.00



Gold Stampin' Emboss
Powder

[109129]

\$6.75

