

Stampin' Up! – Happiness Surrounds

Technique – Embossing/Die Cutting

Beginner - Intermediate



TIME: 20 minutes or less

STAMPS:

Happiness Surrounds #149744

INKS:

VersaMark #102283
Crumb Cake #147116

ACCESSORIES:

Big Shot #143263
Snowfall Thinlits #149692
Tin Tile Embossing Folder #147906
Frost White Shimmer Paint #147046
Pool Party 3/8" Shimmer Ribbon #144152
Heat Tool #129053
Embossing Buddy #103083
White Embossing Powder #109132
Snail Adhesive #104332
Tear & Tape Adhesive #138995

Multipurpose Glue #100755
Glue Dots #103683
Stampin Trimmer #126889
and Mist #102394

Dimensionals #104430

Simply Shammy #147042 or Stampin Scrub #126200

CARD STOCK AND DESIGNER PAPER:

Thick Whisper White #1407272
Pool Party #122924
Crumb Cake #120953

4-1/4 x 11, score and fold at 5-1/2 – card base
4 x 4 – mat for embossed card front
3-7/8 x 3-7/8 – embossed card front
4-1/2 x 5-1/2 – die cut flowers and leaves
4-1/2 x 5-1/2 – die cut flowers and leaves
1/2 x 3 – sentiment

Pool Party
Whisper White #100730

DIRECTIONS:

1. Score and fold the card base and then White Heat Emboss the large round stamp across the top.
2. Place the Crumb Cake square into the Tin Tile Embossing folder and run it through the Big Shot.



3. Attach the embossed card front to the mat and then wrap the ribbon around the top, securing in the back.
4. Attach the embossed piece to the card base.
5. Heat Emboss the flowers and then die cut them and the leaves out
6. Stamp the sentiment on the strip of Whisper White and flag tail the right side.
7. Use Glue dots to attach the layers for the flowers and then a Dimensional to attach the flower to the card.
8. Use Multipurpose Glue to attach the berry branches and leaf stems.
9. Use Dimensionals to attach the sentiment
10. Colour some small pearls with the Crumb Cake Stampin Blends and spring them on the white background
11. Use White Pearls on the Crumb Cake card front.
12. Clean stamps with the Stampin Scrub and Mist or the Simply Shabby









Inky hugs!



Product List

<p>Happiness Surrounds Photopolymer Stamp Set</p> <p>[149744]</p> <p>\$22.00</p>	<p>Snowfall Thinlits Dies</p> <p>[149692]</p> <p>\$53.00</p>	<p>VersaMark Pad</p> <p>[102283]</p> <p>\$12.25</p>	<p>Crumb Cake Classic Stampin' Pad</p> <p>[147116]</p> <p>\$10.25</p>



<p>Pool Party Classic Stampin' Pad</p> <p>[147107]</p> <p>\$10.25</p>	<p>Whisper White 8-1/2" X 11" Thick Cardstock</p> <p>[140272]</p> <p>\$10.50</p>	<p>Pool Party 8-1/2" X 11" Card Stock</p> <p>[122924]</p> <p>\$11.50</p>	<p>Crumb Cake 8-1/2" X 11" Card Stock</p> <p>[120953]</p> <p>\$11.50</p>
 <p>Whisper White 8-1/2" X 11" Card Stock</p> <p>[100730]</p> <p>\$13.25</p>	 <p>Pool Party 3/8" Shimmer Ribbon</p> <p>[144152]</p> <p>\$9.50</p>	 <p>Frost White Shimmer Paint</p> <p>[147046]</p> <p>\$11.00</p>	 <p>Tin Tile Dynamic Textured Impressions Embossing Folder</p> <p>[147906]</p> <p>\$14.00</p>
 <p>Heat Tool</p> <p>[129053]</p> <p>\$41.00</p>	 <p>Embossing Buddy</p> <p>[103083]</p> <p>\$8.25</p>	 <p>White Stampin' Emboss Powder</p> <p>[109132]</p> <p>\$6.75</p>	 <p>Pearl Basic Jewels</p> <p>[144219]</p> <p>\$6.75</p>



