

Stampin' Up! – Peaceful Poinsettia

Technique – embossing and die cutting

Beginner - Intermediate

TIME: 20 minutes or less

STAMPS:

Peaceful Poinsettia
Wood mount bundle #149964
Clear mount bundle #149962

INK PADS:

VersaMark #102283

ACCESSORIES:

Big Shot #143263
Detailed Poinsettia Thinlits #147925
Softly Falling Embossing Folder #139672
Snail Adhesive #104332
Dimensionals #104430
Multipurpose Glue #110755
Heat Tool #129053
Embossing Buddy #103083
White Embossing Powder #109132
Stampin Trimmer #126889
Stamparatus #146276



Simply Shabby #147042 or

Stampin Scrub #126200 and Mist #102394

CARD STOCK AND DESIGNER PAPER:

Shaded Spruce #146981

4-1/4 x 11, score and fold at 5-1/2 – card base

Whisper White #100730

4 x 5-1/4

Under the Mistletoe DSP #146921

3-7/8 x 5-1/8

Whisper White

1-1/2 x 3-7/8 – bellyband

2-3/8 x 4-3/8 – mat for art piece

Shaded Spruce

2-1/4 x 4-1/4 – art piece

Whisper White #100730

3 x 3-1/2 – die cut flower and holly

DIRECTIONS:

1. Use the Stampin Trimmer to cut and score the card base.
2. Attach the DSP to the Whisper White Mat and attach to the card base with Snail Adhesive.
3. Place the 1-1/2 x 3-7/8 piece of Whisper White inside the Softly Falling Embossing Folder and run it through the Big Shot.














4. Attach the piece as a bellyband across the bottom front of the card.
5. Stamp the sentiment in VersaMark Ink at the bottom of the art piece, cover with the White Embossing Powder, shake off the excess and heat with the Heat Tool.
6. Attach the art piece to the Whisper White mat.
7. Die cut the flower and holly and then use Multipurpose Glue to attach them to the top of the art piece.
8. Add Dimensionals to the back of the art piece and attach to the left side of the card.
9. Clean the stamp with the Stampin Scrub and Mist or the Simply Shabby

Inky Hugs



Product List

 <p>Peaceful Poinsettia Wood-Mount Bundle</p> <p>[149964]</p> <p>\$75.50</p>	 <p>Peaceful Poinsettia Clear-Mount Bundle</p> <p>[149962]</p> <p>\$66.50</p>	 <p>VersaMark Pad</p> <p>[102283]</p> <p>\$12.25</p>	 <p>Heat Tool</p> <p>[129053]</p> <p>\$41.00</p>
 <p>Embossing Buddy</p> <p>[103083]</p>	 <p>White Stampin' Emboss Powder</p>	 <p>Shaded Spruce 8- 1/2" X 11" Cardstock</p>	 <p>Whisper White 8-1/2" X 11" Card Stock</p>

\$8.25	[109132] \$6.75	[146981] \$11.50	[100730] \$13.25
			
Under The Mistletoe Designer Series Paper [146921] \$15.00	Detailed Poinsettia Thinlits Dies [147925] \$45.00	Softly Falling Textured Impressions Embossing Folder [139672] \$11.50	

