

Ranger Distress Oxides & Altenew Leaf Canopy Stamp Set

Technique – water coloring

Beginner - Intermediate



TIME: 20 minutes or less

STAMPS:

Altenew – Leaf Canopy

INK PADS:

VersaFine Onyx Black

Ranger Distress Oxides:

Peacock Feathers, Cracked

Pistachio and Squeezed

Lemonade.

VersaMark Embossing Ink pad

ACCESSORIES:

Big Shot

Magnetic Platform

Altenew Leaf Canopy dies

Altenew water brushes (3)

Ranger Spritzer

Altenew Enamel Dots - Cool

Summer Night

Tear It Tape or Score Tape

Gina K Connect Glue

Heat Tool

Simon Says Stamp White Embossing Powder
Ranger – Anti-static Pouch

Craft Mat
Micro Fiber Cleaning Cloth

CARD STOCK AND DESIGNER PAPER:

Neenah 110 lb. Solar White

Tim Holtz Distress Watercolor paper

Simon Says Stamp Black

Gina K Tranquil Teal

4-1/4 x 11, score and fold at 5-1/2 – card base

4-1/2 square – stamp and die cut leaves

3/4 x 5 – mat for sentiment

1/2 x 5 – sentiment piece

DIRECTIONS:

1. I started by stamping the outline leaf image from the [Altenew Leaf Canopy](#) Stamp Set in [VersaFine Onyx Black Ink](#) onto my [Tim Holtz Distress watercolor paper](#) with my [Misti precision stamping tool](#) and then cut out the two images with the coordinating [Leaf Canopy dies](#) in my [Big Shot](#).
2. I stamped the Distress Oxide inkpads ([Peacock Feathers](#), [Cracked Pistachio](#) and [Squeezed Lemonade](#)) a couple of times onto my [craft mat](#) and then used my [Altenew Watercolor](#)



[Brush](#) to add some water. (I used three water brushes to keep the colours separate for the painting).

3. I used the [Altenew Watercolor Brush](#) to wet the watercolor paper and started to add the ink to the leaves letting it blend and run. Distress Oxide is an opaque ink, so the blending is a little different than the regular distress inks and it provides a beautifully blended finished product and you can add layers of colour on top of one another which is very cool indeed!
4. I set my pieces aside to dry and used the left over ink to add some splatter to my [Neenah 110-pound](#) A2 card base. (4-1/4 x 11, folded at 5-1/2)
5. On a scrap of Gina K [Tranquil Teal cardstock](#), I used two of the sentiments from the stamp set and [White Heat embossed](#) a sentiment which I trimmed before adding to a big larger piece of [Simon Says Stamp 100 Pd. black cardstock](#) to mat the sentiment
6. Starting from the bottom of the card, I used [Gina K Connect Glue](#) to glue down the smaller set of leaves; I then used Tear It Tape to attach the sentiment and then the glue again to add the top larger set of leaves.
7. Once everything was glued down, I turned it over and trimmed off any overhangs.
8. Finally, I embellished the piece with a few of the [Cool Summer Night Altenew Enamel Dots](#).
9. Clean stamps with the Microfiber Cleaning Cloth

Inky Hugs



Here are the supplies used to create the Stamp Market – Bear hugs Valentine's Card. Where available I use Compensated Affiliate Links, which means if you make a purchase through my link, I receive a small commission at no extra cost to you. Thank you so very much for your support, I truly appreciate it.



Tim Holtz Distress Oxide Ink Pad...

[[SSS](#)]



Tim Holtz Distress Oxide Ink Pad...



Tim Holtz Distress Oxide Ink Pad...

[[SSS](#)]



[[SSS](#)]




**Tsukineko VersaFine ONYX BLACK
Ink...**

[[SSS](#)]



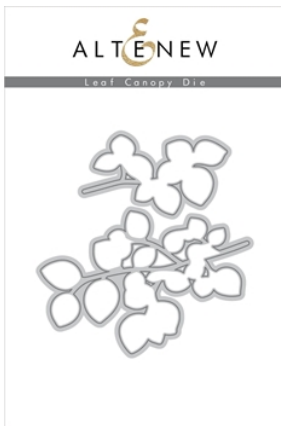
**Tsukineko Versamark EMBOSS
INK PAD...**

[[SSS](#)]



**Altenew LEAF CANOPY Clear
Stamps ALT2330**

[[SSS](#)]



**Altenew LEAF CANOPY Dies
ALT2331**

[[SSS](#)]



**Altenew LARGE WATERCOLOR
BRUSH ALT2189**

[[SSS](#)]



**Altenew MEDIUM WATERCOLOR
BRUSH ALT2188**

[[SSS](#)]



**Couture Creations NON STICK
CRAFT MAT...**

[[SSS](#)]



**Ranger ANTI STATIC POUCH
ink62332**

[[SSS](#)]



**Gina K Designs CONNECT GLUE
Adhesive...**

[[SSS](#)]



**Simon Says Stamp Card Stock
100#...**

**Precision Heat Embossing Tool
Gun...**

[[SSS](#)]



**Tsukineko TEAR IT Double
Sided...**

[[SSS](#)]



**Gina K Designs 2018 ADD-ON
COLLECTION...**

[[SSS](#)]



**MINI MISTI PRECISION STAMPER
Stamping...**


**Simon Says Stamp EMBOSSING
POWDER...**

[[SSS](#)]



Scor-Tape 1/4 Inch Crafting Tape

[[SSS](#)]



**Neenah Classic Crest 110 LB
SMOOTH...**

[[SSS](#)]



**MISTI PRECISION STAMPER
Stamping Tool...**




[[SSS](#)]



Tim Holtz 8.5 X 11 DISTRESS...

[[SSS](#)]

[[SSS](#)]



**Altenew COOL SUMMER NIGHT
Enamel Dots...**

[[SSS](#)]

[[SSS](#)]




**Sizzix BIG SHOT MACHINE Gray
And...**

[[SSS](#)]



**Sizzix MAGNETIC PLATFORM Big
Shot...**

[[SSS](#)]



**Microfiber BLUE Cleaning Cloth
924BL**

[[SSS](#)]



**EK Success CRAFT TWEEZERS
Precision...**

[[SSS](#)]



**Tombow MONO MULTI Liquid
Glue Two...**

[[SSS](#)]

