

Simon Says Stamp – Card Kit – Feb 2019 - Card #1

Technique: Stamping Off/Generation Stamping

Level: Beginner



TIME: 10 – 15 minutes

STAMPS:- Love Always - Simon Says Stamp

INKS:

Gina K Kraft Premium Dye Ink
VersaFine Onyx Black

ACCESSORIES:

Tim Holtz Tonic Guillotine Paper Cutter
Acrylic Block – 4 x 4 – Simon Says Stamp
Foam Mounting Squares – Gina K
3-m Foam Tape
Gina K Adhesive Dot Runner
Zots Medium Clear Adhesive Dots
Hero Arts Precision Heat Gun
Ranger Anti-Static Pouch
Simon Says Stamp – Clear Embossing Powder
Lawn Fawn Stamp Shammy

Cleaner

CARD STOCK AND DESIGNER PAPER:

Neenah Class Crest Solar White 110 LB.

Neenah Class Crest Solar White 80 lb.

4-1/4 x 11, score and fold at 5-1/2 – card base

4 x 5-1/4 – card front

2-1/2 square – to stamp and cut out heart

2-1/2 x 3-1/2 – center panel

Vellum

DIRECTIONS:

1. Score the card base at 4-1/4 and fold.
2. Attach the larger rose stamp to the Acrylic Block and using the “stamping off/first generation stamping” technique, stamp the image in Gina K Kraft Premium Dye Ink all over the card front, turning the block as you stamp.
3. Use the Gina K Adhesive Dot Runner to attach the card front to the card base.
4. Switch out the stamp on the block for the single heart rose and stamp it onto the square piece of White cardstock. When the ink is dry, fussy cut the heart.
5. Rub the Vellum with the Ranger Anti-Static Pouch before stamping the sentiment with the VersaFine Onyx Black ink onto the bottom of the vellum piece. Cover with the clear embossing powder, shake off the excess and heat set with the heat gun.



6. Use Glue Dots to attach the vellum to the center of the card front.
TIP: Place the glue dots under the sentiment and under where the heart image will go so that you can't see them through the vellum.
7. Use Foam Tape to attach the heart to the center top of the vellum piece.
8. Clean Stamps with the Lawn Fawn Stamp Shammy

Happy Stamping



Here are the supplies used in today's Simon Says Card Kit Feb 2019 – Card #1. Where available I use Compensated Affiliate Links, which means if you make a purchase through my link, I receive a small commission at no extra cost to you. Thank you so very much for your support, I truly appreciate it.



**Simon Says Stamp Card Kit of
The...**

[[SSS](#)]




**Simon Says Clear Stamps
LOVE ALWAYS...**

[[SSS](#)]



**Simon Says Cling Rubber
Stamp ROSE...**

[[SSS](#)]




**Simon Says Stamp Card Stock
100#...**

[[SSS](#)]



**Simon Says Stamp Card
Stock 100# DOLL...**


[[SSS](#)]



**Simon Says Stamp Card
Stock 100#...**

[[SSS](#)]





**Simon Says Stamp Card Stock
100#...**

[[SSS](#)]



**Neenah Environment 80 LB
SMOOTH...**

[[SSS](#)]



**Authentique 6 x 6
ROMANCE Paper Pad...**

[[SSS](#)]



**We R Memory Keepers RED
Floss Sew...**

[[SSS](#)]



**Simon Says Stamp
EMBOSSING POWDER...**

[[SSS](#)]



**Simon Says Stamp
UNICORN DUST Glitter...**

[[SSS](#)]



**Simon Says Stamp Envelopes
METALLIC...**

[[SSS](#)]



**Simon Says Stamp
Envelopes METALLIC...**

[[SSS](#)]



**Simon Says Stamp
Envelopes METALLIC...**


[[SSS](#)]





**Tsukineko VersaFine ONYX
BLACK Ink...**

[[SSS](#)]



**Neenah Classic Crest 110 LB
SMOOTH...**

[[SSS](#)]



**Neenah Classic Crest 80 LB
SMOOTH...**

[[SSS](#)]



**Simon Says Stamp VELLUM
SSSVEL12**

[[SSS](#)]



**Gina K Designs KRAFT
PREMIUM DYE...**

[[SSS](#)]



**Altenew PERMANENT
BLACK Crisp Dye Ink...**

[[SSS](#)]



**Altenew ARTIST MARKERS 48
COLOR SET...**

[[SSS](#)]



**Altenew ARTIST MARKERS
60 COLOR SET...**

[[SSS](#)]



**Tim Holtz Alcohol Ink MINI
APPLICATOR...**

[[SSS](#)]





**Ranger MINI ROUND FOAM
REFILLS IBT40972**

[[SSS](#)]



**Bazzill GOLD METALLIC
Heavy Weight...**

[[SSS](#)]



**Simon Says Stamp
EMBOSSING POWDER...**

[[SSS](#)]



**Precision Heat Embossing Tool
Gun...**

[[SSS](#)]



**Ranger ANTI STATIC POUCH
ink62332**

[[SSS](#)]



**Scor-Tape 1/4 Inch Crafting
Tape**

[[SSS](#)]



**Scor-Tape 1/8 Inch Crafting
Tape**

[[SSS](#)]



**Therm O Web Gina K
Designs ADHESIVE...**

[[SSS](#)]



**Glue Dots 3/16 MINI DOT N
GO...**

[[SSS](#)]





**Therm O Web Gina K Designs
WHITE Foam...**

[[SSS](#)]



**Hero Arts Rubber Stamp
SMALL BLOCK...**

[[SSS](#)]



**Hero Arts CLEAR ACRYLIC
BLOCK 6 x...**

[[SSS](#)]



**Simon Says Stamp 4x4 Inch
Square...**

[[SSS](#)]

