

Simon Says Stamp – Card Kit – Feb 2019 - Card #2

Technique: basic stamping

Level: Beginner



TIME: 10 – 15 minutes

STAMPS:- Love Always - Simon Says Stamp

INKS:

Gina K Kraft Premium Dye Ink
VersaFine Onyx Black

ACCESSORIES:

Tim Holtz Tonic Guillotine Paper Cutter
Acrylic Block – 4 x 4 – Simon Says Stamp
Acrylic Block 6 x 6 - Inkadinkado
Foam Mounting Square s– Gina K
3-m Foam Tape
Scor - Tape
Gina K Adhesive Dot Runner
Zots Medium Clear Adhesive Dots
Hero Arts Precision Heat Gun
Ranger Anti-Static Pouch
Simon Says Stamp – Clear Embossing Powder

Seweasy Floss – Dark Red
Lawn Fawn Stamp Shammy Cleaner

CARD STOCK AND DESIGNER PAPER:

Neenah 80# Smooth Desert Storm

Black Black 100# SSS

Neenah Class Crest Solar White 110 LB.

Authentique – 6 x 6 Romance Paper Pad

5-1/2 x 8-1/2 – card base

2-1/2 x 3 – stamp and cut out two hearts

4 x 5-1/4 – mat

3-7/8 x 2-1/4 – top of card front

Stripes 3-7/8 x 3 – bottom of card front

Red Diamonds – 3-7/8 x 3/8 – belly band

One panel from the vintage valentine sheet

White hearts on red – 1 x 1 – stamp and cut out heart

DIRECTIONS:

1. Score the card base at 4-1/4 and fold.
2. Ink the Rose Lattice Background stamp with the Gina K Kraft Premium Dye Ink and stamp the piece of White cardstock.
3. Use the Gina K adhesive dot runner to attach the white panel to the top of the black mat and then attach the striped patterned paper piece to the bottom of the black mat.
4. Attach the red diamond patterned paper across the seam of the previous two pieces to hide it.
5. Wrap the floss around the piece 3 times tying a bow on the left side.



6. Use Scor – Tape to attach this piece to the card base.
7. Use glue dots to attach the vintage valentine square near the center of the card front on a slight angle.
8. Stamp the hearts on the remaining pieces of card stock and patterned paper, cut them out and then use foam tape to attach them on either sides of the square, starting in the top left of the card, down to the bottom right.
9. Clean Stamps with the Lawn Fawn Stamp Shammy

Happy Stamping




Here are the supplies used in today's Simon Says Stamp Card Kit Feb 2019 – Card #2. Where available I use Compensated Affiliate Links, which means if you make a purchase through my link, I receive a small commission at no extra cost to you. Thank you so very much for your support, I truly appreciate it.



**Simon Says Stamp Card Kit of
The...**

[[SSS](#)]



**Simon Says Stamp Card Stock
100#...**



**Simon Says Clear Stamps
LOVE ALWAYS...**

[[SSS](#)]




**Simon Says Stamp Card
Stock 100# DOLL...**



**Simon Says Cling Rubber
Stamp ROSE...**


[[SSS](#)]



**Simon Says Stamp Card
Stock 100#...**



[[SSS](#)]



**Simon Says Stamp Card Stock
100#...**

[[SSS](#)]

[[SSS](#)]



**Neenah Environment 80 LB
SMOOTH...**

[[SSS](#)]

[[SSS](#)]



**Authentique 6 x 6
ROMANCE Paper Pad...**

[[SSS](#)]



**We R Memory Keepers RED Floss
Sew...**

[[SSS](#)]



**Simon Says Stamp
EMBOSSING POWDER...**

[[SSS](#)]



**Simon Says Stamp
UNICORN DUST Glitter...**

[[SSS](#)]



**Simon Says Stamp Envelopes
METALLIC...**

[[SSS](#)]



**Simon Says Stamp
Envelopes METALLIC...**

[[SSS](#)]



**Simon Says Stamp
Envelopes METALLIC...**

[[SSS](#)]





**Tsukineko VersaFine ONYX
BLACK Ink...**

[[SSS](#)]



**Neenah Classic Crest 110 LB
SMOOTH...**

[[SSS](#)]



**Neenah Classic Crest 80 LB
SMOOTH...**

[[SSS](#)]



**Simon Says Stamp VELLUM
SSSVEL12**

[[SSS](#)]



**Gina K Designs KRAFT
PREMIUM DYE...**

[[SSS](#)]



**Altenew PERMANENT
BLACK Crisp Dye Ink...**

[[SSS](#)]



**Altenew ARTIST MARKERS 48
COLOR SET...**



**Altenew ARTIST MARKERS
60 COLOR SET...**

[[SSS](#)]



**Tim Holtz Alcohol Ink MINI
APPLICATOR...**

[[SSS](#)]



[[SSS](#)]



**Ranger MINI ROUND FOAM
REFILLS IBT40972**

[[SSS](#)]



**Bazzill GOLD METALLIC
Heavy Weight...**

[[SSS](#)]



**Simon Says Stamp
EMBOSSING POWDER...**

[[SSS](#)]



**Precision Heat Embossing Tool
Gun...**

[[SSS](#)]



**Ranger ANTI STATIC POUCH
ink62332**

[[SSS](#)]



**Scor-Tape 1/4 Inch Crafting
Tape**

[[SSS](#)]



Scor-Tape 1/8 Inch Crafting Tape

[[SSS](#)]



**Therm O Web Gina K
Designs ADHESIVE...**

[[SSS](#)]



**Glue Dots 3/16 MINI DOT N
GO...**

[[SSS](#)]






**Therm O Web Gina K Designs
WHITE Foam...**

[[SSS](#)]



**Hero Arts Rubber Stamp
SMALL BLOCK...**

[[SSS](#)]



**Hero Arts CLEAR ACRYLIC
BLOCK 6 x...**

[[SSS](#)]



**Simon Says Stamp 4x4 Inch
Square...**

[[SSS](#)]

