

Simon Says Stamp – Card Kit – Feb 2019 - Card #4

Technique: heat embossing

Level: Intermediate



TIME: 20 – 25 minutes

STAMPS: Love Always - Simon Says Stamp

INKS:
VersaFine Onyx Black ink
VersaMark Embossing Ink

ACCESSORIES:
Tim Holtz Tonic Guillotine Paper Cutter
Acrylic Block – 4 x 4 – Simon Says Stamp
Hero Arts Precision Heat Tool
Ranger Anti-static Pouch
SSS White Embossing Powder
Gina K Adhesive dot runner
3-M Foam Tape
Zots Medium Clear Adhesive Dots
Lawn Fawn Stamp Shammy Cleaner

CARD STOCK AND DESIGNER PAPER:

Neenah 100# Solar white
Authentique 6 x 6 Romance Paper Pad

Neenah 80# Desert Storm
SSS Cotton Candy 100#

4-1/4 x 11, score and fold at 5-1/2 – card base
Rustic Plank 4 x 5-1/4 – card front
Red Flourish 4 x 1 – belly band
Stripes 4 x 3/8 – belly band
White hearts on red 1 x 1 – stamp and cut out heart
2-1/2 square – bird heart
2-1/2 Square – pink heart

DIRECTIONS:

1. Using Gina K Adhesive dot runner, attach the red flourish pattern paper bellyband to the front of the card base.
2. Then attach the striped piece over the center.
3. Attach the piece to the card base.
4. Stamp the rose heart with VersaMark Embossing Ink onto the Cotton Candy square, cover with White Embossing powder, shake off the excess and heat set.



5. Fussy cut out the heart and then use it to trace another heart onto the Desert Storm square.
6. Stamp the bird image in black ink in the center of this heart and fussy cut out.
7. Stamp the outline heart into the small piece of patterned paper and fussy cut out.
8. Use Glue dots to attach the embossed pink heart in the top left of the card front.
9. Use Foam Tape to attach the bird heart down a bit and closer to the center, overlapping the pink heart slightly.
10. Use Glue dots to attach the small red heart.
11. Stamp the sentiment down the edge of the scrap from the pink heart.
12. Use the Guillotine cutter to slice it off and then scissors to flag tail one end and arrow point the other.
13. Attach to the bottom of the bird heart with a couple of glue dots.
14. Clean Stamps with the Lawn Fawn Stamp Shammy

Happy Stamping



Here are the supplies used in today's Simon Says Stamp Card Kit Feb 2019 – Card #4. Where available I use Compensated Affiliate Links, which means if you make a purchase through my link, I receive a small commission at no extra cost to you. Thank you so very much for your support, I truly appreciate it.



Simon Says Stamp Card Kit
of The...

[[SSS](#)]



Simon Says Clear Stamps LOVE
ALWAYS...


[[SSS](#)]



Simon Says Cling Rubber
Stamp ROSE...

[[SSS](#)]






**Simon Says Stamp Card
Stock 100#...**

[[SSS](#)]




**Simon Says Stamp Card Stock
100# DOLL...**

[[SSS](#)]



**Simon Says Stamp Card Stock
100#...**

[[SSS](#)]



**Simon Says Stamp Card
Stock 100#...**

[[SSS](#)]



**Neenah Environment 80 LB
SMOOTH...**

[[SSS](#)]



**Authentique 6 x 6 ROMANCE
Paper Pad...**

[[SSS](#)]



**We R Memory Keepers
RED Floss Sew...**

[[SSS](#)]



**Simon Says Stamp EMBOSSING
POWDER...**

[[SSS](#)]



**Simon Says Stamp UNICORN
DUST Glitter...**

[[SSS](#)]





**Simon Says Stamp
Envelopes METALLIC...**

[[SSS](#)]



**Simon Says Stamp Envelopes
METALLIC...**

[[SSS](#)]




**Simon Says Stamp Envelopes
METALLIC...**

[[SSS](#)]




**Tsukineko VersaFine ONYX
BLACK Ink...**

[[SSS](#)]



**Neenah Classic Crest 110 LB
SMOOTH...**

[[SSS](#)]



**Neenah Classic Crest 80 LB
SMOOTH...**

[[SSS](#)]



**Simon Says Stamp VELLUM
SSSVEL12**

[[SSS](#)]



**Gina K Designs KRAFT
PREMIUM DYE...**

[[SSS](#)]



**Altenew PERMANENT BLACK
Crisp Dye Ink...**

[[SSS](#)]





**Altenew ARTIST MARKERS
48 COLOR SET...**

[[SSS](#)]



**Altenew ARTIST MARKERS 60
COLOR SET...**

[[SSS](#)]



**Tim Holtz Alcohol Ink MINI
APPLICATOR...**

[[SSS](#)]



**Ranger MINI ROUND
FOAM REFILLS IBT40972**

[[SSS](#)]



**Bazzill GOLD METALLIC Heavy
Weight...**

[[SSS](#)]



**Simon Says Stamp
EMBOSSING POWDER...**

[[SSS](#)]



**Precision Heat Embossing
Tool Gun...**

[[SSS](#)]



**Ranger ANTI STATIC POUCH
ink62332**

[[SSS](#)]



**Scor-Tape 1/4 Inch Crafting
Tape**

[[SSS](#)]





**Scor-Tape 1/8 Inch Crafting
Tape**

[[SSS](#)]



**Therm O Web Gina K Designs
ADHESIVE...**

[[SSS](#)]



**Glue Dots 3/16 MINI DOT N
GO...**

[[SSS](#)]




**Therm O Web Gina K
Designs WHITE Foam...**

[[SSS](#)]



**Hero Arts Rubber Stamp
SMALL BLOCK...**

[[SSS](#)]



**Hero Arts CLEAR ACRYLIC
BLOCK 6 x...**

[[SSS](#)]



**Simon Says Stamp 4x4 Inch
Square...**

[[SSS](#)]

