

Simon Says Stamp – Card Kit – Feb 2019 - Card #5

Technique: colouring – alcohol markers

Level: Intermediate



TIME: 20 – 25 minutes

STAMPS: Love Always - Simon Says Stamp

INKS:

Altenew Permanent black Ink
Gina K Kraft Premium Dye Ink
VersaMark Embossing Ink

Altenew Markers:

R302, R403, R304, R318, G702, G715, G554

ACCESSORIES:

Tim Holtz Tonic Guillotine Paper Cutter
Acrylic Block – 4 x 4 – Simon Says
Ranger Mini Ink Blenders
Lawn Fawn Stamp Shammy Cleaner

CARD STOCK AND DESIGNER PAPER:

Neenah Solar White 100#

5-1/2 x 8-12 score and fold at 4-1/4 – card base

DIRECTIONS:

1. Stamp the large rose image at the top and bottom of the folded card base.
2. Stamp the sentiment in the center.
3. Use the markers to colour the images.
4. Use the Ranger Mini Ink Blenders to add Gina K Kraft Ink around the outside to add some depth.
5. Clean Stamps with the Lawn Fawn Stamp Shammy

Happy Stamping



Here are the supplies used in today's Simon Says Stamp Card Kit Feb 2019 – Card #5. Where available I use Compensated Affiliate Links, which means if you make a purchase through my link, I receive a small commission at no extra cost to you. Thank you so very much for your support, I truly appreciate it.



Simon Says Stamp Card
Kit of The...

[[SSS](#)]



Simon Says Clear Stamps LOVE
ALWAYS...

[[SSS](#)]



Simon Says Cling Rubber
Stamp ROSE...

[[SSS](#)]




Simon Says Stamp Card
Stock 100#...

[[SSS](#)]




Simon Says Stamp Card Stock 100#
DOLL...

[[SSS](#)]



Simon Says Stamp Card
Stock 100#...

[[SSS](#)]



**Simon Says Stamp Card
Stock 100#...**

[[SSS](#)]



**Neenah Environment 80 LB
SMOOTH...**

[[SSS](#)]



**Authentique 6 x 6
ROMANCE Paper Pad...**

[[SSS](#)]



**We R Memory Keepers
RED Floss Sew...**

[[SSS](#)]



**Simon Says Stamp EMBOSSING
POWDER...**

[[SSS](#)]



**Simon Says Stamp
UNICORN DUST Glitter...**

[[SSS](#)]




**Simon Says Stamp
Envelopes METALLIC...**

[[SSS](#)]




**Simon Says Stamp Envelopes
METALLIC...**

[[SSS](#)]



**Simon Says Stamp
Envelopes METALLIC...**

[[SSS](#)]



**Tsukineko VersaFine
ONYX BLACK Ink...**

[[SSS](#)]

**Neenah Classic Crest 110 LB
SMOOTH...**

[[SSS](#)]

**Neenah Classic Crest 80
LB SMOOTH...**

[[SSS](#)]





**Simon Says Stamp
VELLUM SSSVEL12**

[[SSS](#)]



**Gina K Designs KRAFT PREMIUM
DYE...**

[[SSS](#)]



**Altenew PERMANENT
BLACK Crisp Dye Ink...**

[[SSS](#)]



**Altenew ARTIST
MARKERS 48 COLOR
SET...**

[[SSS](#)]



**Altenew ARTIST MARKERS 60
COLOR SET...**

[[SSS](#)]



**Tim Holtz Alcohol Ink
MINI APPLICATOR...**

[[SSS](#)]



**Ranger MINI ROUND
FOAM REFILLS IBT40972**

[[SSS](#)]



**Bazzill GOLD METALLIC Heavy
Weight...**

[[SSS](#)]



**Simon Says Stamp
EMBOSSING POWDER...**

[[SSS](#)]





**Precision Heat Embossing
Tool Gun...**

[[SSS](#)]



**Ranger ANTI STATIC POUCH
ink62332**

[[SSS](#)]



**Scor-Tape 1/4 Inch
Crafting Tape**

[[SSS](#)]



**Scor-Tape 1/8 Inch
Crafting Tape**

[[SSS](#)]



**Therm O Web Gina K Designs
ADHESIVE...**

[[SSS](#)]



**Glue Dots 3/16 MINI DOT
N GO...**

[[SSS](#)]




**Therm O Web Gina K
Designs WHITE Foam...**

[[SSS](#)]



**Hero Arts Rubber Stamp SMALL
BLOCK...**

[[SSS](#)]



**Hero Arts CLEAR ACRYLIC
BLOCK 6 x...**

[[SSS](#)]





**Simon Says Stamp 4x4
Inch Square...**

[[SSS](#)]

