

Simon Says Stamp – Card Kit – Feb 2019 - Card #6

Technique: colouring – alcohol markers

Level: Intermediate



TIME: 20 – 25 minutes

STAMPS: Love Always - Simon Says Stamp

INKS:

Altenew Permanent black Ink

VersaFine Onyx Black Ink

VersaMark Embossing Ink

Altenew Markers:

R302, R403, R304, R318, G702, G715, G554

ACCESSORIES:

Tim Holtz Tonic Guillotine Paper Cutter

Acrylic Block – 4 x 4 – Simon Says

Hero Arts Precision Heat Tool

Ranger Anti-Static Pouch

SSS Gold Embossing Powder

Gina K Adhesive dot runner

3-M Foam Tape

Tim Holtz Tonic Mini Snips Scissors

Lawn Fawn Stamp Shammy Cleaner

CARD STOCK AND DESIGNER PAPER:

SSS Black Black 100#

Bazzill Gold Metallic

SSS Black Black 100#

Neenah Solar white 80#

5-1/2 x 8-12 score and fold at 4-1/4 – card base

4 x 5-1/4 – matt

3-3/4 x 5 – card front

4 x 4 – stamp, colour and cut out roses

DIRECTIONS:

1. Stamp the sentiment in the center of the card front with the VersaMark Embossing Ink.
2. Cover with the gold embossing powder, shake off the excess and heat set.
3. Use the Gina K Adhesive dot runner to attach it to the gold foil matt and then to the card base.
4. Use the Altenew Permanent Black Ink pad to stamp the rose image twice on the white cardstock.
5. Use the markers to color the images and then the Tim Holtz Tonic Mini Snips Scissors to fussy cut them out.
6. Use 3-M Foam tape to mount the roses to the top and bottom of the card front.
7. Clean Stamps with the Lawn Fawn Stamp Shammy

Happy Stamping






Here are the supplies used in today's Simon Says Stamp Card Kit Feb 2019. Where available I use Compensated Affiliate Links, which means if you make a purchase through my link, I receive a small commission at no extra cost to you. Thank you so very much for your support, I truly appreciate it.



Simon Says Stamp Card
Kit of The...

[[SSS](#)]




Simon Says Clear Stamps LOVE
ALWAYS...

[[SSS](#)]



Simon Says Cling Rubber Stamp
ROSE...

[[SSS](#)]




Simon Says Stamp Card
Stock 100#...

[[SSS](#)]



Simon Says Stamp Card Stock
100# DOLL...


[[SSS](#)]



Simon Says Stamp Card Stock
100#...

[[SSS](#)]





**Simon Says Stamp Card
Stock 100#...**

[[SSS](#)]



**Neenah Environment 80 LB
SMOOTH...**

[[SSS](#)]



**Authentique 6 x 6 ROMANCE Paper
Pad...**

[[SSS](#)]



**We R Memory Keepers
RED Floss Sew...**

[[SSS](#)]



**Simon Says Stamp EMBOSSING
POWDER...**

[[SSS](#)]



**Simon Says Stamp UNICORN DUST
Glitter...**

[[SSS](#)]



**Simon Says Stamp
Envelopes METALLIC...**

[[SSS](#)]



**Simon Says Stamp Envelopes
METALLIC...**

[[SSS](#)]



**Simon Says Stamp Envelopes
METALLIC...**


[[SSS](#)]






**Tsukineko VersaFine
ONYX BLACK Ink...**

[[SSS](#)]



**Neenah Classic Crest 110 LB
SMOOTH...**

[[SSS](#)]



**Neenah Classic Crest 80 LB
SMOOTH...**

[[SSS](#)]



**Simon Says Stamp
VELLUM SSSVEL12**

[[SSS](#)]



**Gina K Designs KRAFT PREMIUM
DYE...**

[[SSS](#)]



**Altenew PERMANENT BLACK Crisp
Dye Ink...**

[[SSS](#)]



**Altenew ARTIST
MARKERS 48 COLOR
SET...**

[[SSS](#)]



**Altenew ARTIST MARKERS 60
COLOR SET...**

[[SSS](#)]



**Tim Holtz Alcohol Ink MINI
APPLICATOR...**

[[SSS](#)]





**Ranger MINI ROUND
FOAM REFILLS IBT40972**

[[SSS](#)]



**Bazzill GOLD METALLIC Heavy
Weight...**

[[SSS](#)]



**Simon Says Stamp EMBOSsing
POWDER...**

[[SSS](#)]



**Precision Heat
Embossing Tool Gun...**

[[SSS](#)]



**Ranger ANTI STATIC POUCH
ink62332**

[[SSS](#)]



Scor-Tape 1/4 Inch Crafting Tape

[[SSS](#)]



**Scor-Tape 1/8 Inch
Crafting Tape**

[[SSS](#)]



**Therm O Web Gina K Designs
ADHESIVE...**

[[SSS](#)]



Glue Dots 3/16 MINI DOT N GO...

[[SSS](#)]





**Therm O Web Gina K
Designs WHITE Foam...**

[[SSS](#)]



**Hero Arts Rubber Stamp SMALL
BLOCK...**

[[SSS](#)]



**Hero Arts CLEAR ACRYLIC BLOCK 6
X...**

[[SSS](#)]



**Simon Says Stamp 4x4
Inch Square...**

[[SSS](#)]

