

# Simon Says Stamp – Blossoming Watercolored

Technique: heat embossing/simple watercolor Level: Beginner /Intermediate

**TIME** 20 minutes or less



## STAMPS:-

Simon Says Stamp

Blossoming SSS101962

## INKS:

VersaMark

Altenew 36 pan watercolor

## ACCESSORIES:

Heat Tool

Ranger Static Pouch

Simon Says Stamp – White Embossing Powder

Paint Brush or water brush

Buttons Galore & More – Salt Water Embellishments

Tim Holtz Tonic Paper Cutter

Glue Dots

Lawn Fawn Shabby

1/4" Score it Tape

Simon Says Stamp Foam Tape

## CARD STOCK AND DESIGNER PAPER:

Neenah Solar White 110# cardstock

Simon Says Stamp Surf Blue cardstock

Neenah Solar White 80# cardstock

Simon Says Stamp black cardstock

4-1/4 x 11, score and fold at 5-1/2 – card base

3-7/8 x 5-1/8 – mat

3-3/4 x 5 – art piece/card front

1-1/2 x 3-3/4 – sentiment overlay

## DIRECTIONS:

1. Stamp the image in VersaMark ink onto the Neenah Solar white card front.
2. Stamp the swing and the birds (one's in the lowest tree branch).
3. Paint the image and when dry, add a light blue wash around the tree and some grass at the bottom under the tree.
4. Attach to the Simon Says Stamp Surf blue mat with 1/4" Scor Tape and then to the Neenah Solar White 110# card base with Foam Tape.
5. Stamp the sentiment in VersaMark Ink, cover with white embossing powder, shake off the excess and heat set the image.
6. Trim the piece and then attach it to the bottom right corner of the card with foam tape.



7. Clean the stamps with the Shabby.

## Happy Stamping



Here are the supplies used in today's A Spring BLOSSOMING Tree. Where available I use Compensated Affiliate Links, which means if you make a purchase through my link, I receive a small commission at no extra cost to you. Thank you so very much for your support, it helps to keep my blog and YouTube channel running and I truly appreciate it.



**RESERVE Simon Says  
Stamps And Dies...**

[ [SSS](#) ]



**Simon Says Clear Stamps  
BLOSSOMING...**

[ [SSS](#) ]



**Simon Says Stamp  
BLOSSOMING Wafer Die...**

[ [SSS](#) ]



**Tsukineko VersaFine ONYX  
BLACK Ink...**

[ [SSS](#) ]



**Tsukineko VersaFine ONYX  
BLACK REFILL...**

[ [SSS](#) ]



**Altenew WATERCOLOR 36 PAN  
SET ALT1966**

[ [SSS](#) ]





**Yasutomo POINTED NIB  
MEDIUM WATER...**

[ [SSS](#) ]



**Tonic PAINT BRUSHES Nuvo  
972n**

[ [SSS](#) ]



**Ranger Studio Paint ARTIST  
BRUSHES...**

[ [SSS](#) ]




**Copic Multiliner SP 0.3  
BLACK Ink Marker**

[ [SSS](#) ]




**Buttons Galore and More  
Sparkletz...**

[ [SSS](#) ]




**Neenah Classic Crest 80 LB  
SMOOTH...**

[ [SSS](#) ]



**Neenah Classic Crest 110 LB  
SMOOTH...**

[ [SSS](#) ]



**Simon Says Stamp Card  
Stock 100# SURF...**

[ [SSS](#) ]



**Tsukineko Versamark EMBOSS  
INK PAD...**

[ [SSS](#) ]





**Simon Says Stamp  
EMBOSSING POWDER...**

[ [SSS](#) ]



**Precision Heat Embossing  
Tool Gun...**

[ [SSS](#) ]



**Ranger ANTI STATIC POUCH  
ink62332**

[ [SSS](#) ]

