

Hero Arts – Mum Stem

Technique: simple stencil and watercolor

Level: Beginner/Intermediate



TIME: 15 minutes or less

STAMPS:

Hero Arts – Mum Stem Clear Stamp and Die set

INKS:

Hero Hues Black Die Ink
Hero Hues Tide Pool
Hero Hues Green Apple
VersaMark (embossing)
Daniel Smith Watercolor Hero Arts Palette card

ACCESSORIES:

Hero Arts Diamond Stencil
Life changing brushes
Gemini Junior Die Cutting and Embossing Machine
Simon Says Stamp Stitched Rectangles Dies
Hero Arts Heat Tool
Hero Arts White Embossing Powder
Ranger Anti-static pouch

Watercolor Brush
Tombo Multi-Purpose Glue
Tim Holtz Guillotine Cutter

Simon Says Stamp - foam tape
Hero Hues Seashore Sequins
Lawn Fawn Stamp Cleaning Shammy

CARD STOCK AND DESIGNER PAPER:

Dove White
Kiwi
Dove White
Ranger Watercolor Paper
Pitch Black

4-1/4 x 11, score and fold at 5-1/2 – card base
4-1/4 x 5-1/2 – die cut for card front
4 x 5-1/4 – die cut art piece/card front
4-1/4 x 5-1/2 – Stamp, paint and cut out flower
2 x 3 – White Heat emboss sentiment and then trim.

DIRECTIONS:

1. Die cut the two front panels in Dove White and Kiwi.
2. Score and fold the card base and then use the Tombo Multipurpose glue to attach the Kiwi die cut piece to the card front.



3. Place the stencil over the Dove White card front and use the Life Changing brushes to add Tide Pool and Green Apple ink.
4. Use Foam tape to attach the stencil piece to the card.
5. Stamp the flower image in Hero Hues black Die Ink onto the Ranger watercolor paper. Use the paintbrush and the Daniel Smith Watercolor Hero Arts Palette card to color the flower.
6. When the image is dry, use the coordinating die to cut it out and attach it to the left side of the card with Foam.
7. White heat emboss the sentiment on the piece of black. Trim and attach to the card with foam tape.
8. Clean Stamps with the Lawn Fawn Stamp Shabby

Happy Stamping



Here are the supplies used in today's Hero Arts – Mum Stem card. Where available I use Compensated Affiliate Links, which means if you make a purchase through my link, I receive a small commission at no extra cost to you. Thank you so very much for your support, I truly appreciate it.




**Hero Arts FLORALS MUM
STEM Clear...**

[[SSS](#) | [HA](#)]



**Hero Arts Daniel Smith
WATERCOLOR DOT...**

[[SSS](#) | [HA](#)]



**Hero Arts Stencil
DIAMOND SA103**

[[SSS](#) | [HA](#)]



**Hero Arts Shadow Ink Pad
TIDE POOL...**

[[SSS](#) | [HA](#)]



AF344 Green Apple Bold Ink

[[HA](#)]



**Hero Arts RAIN FOREST
Bold Ink Cubes...**

[[SSS](#)]





Hero Arts DYE Ink Pad BLACK AF101

[[SSS](#) | [HA](#)]



Tsukineko VersaMark EMBOSS INK PAD...

[[SSS](#)]



Hero Arts EMBOSS WHITE DETAIL...

[[SSS](#) | [HA](#)]



Precision Heat Embossing Tool Gun...

[[SSS](#)]



Ranger ANTI STATIC POUCH ink62332

[[SSS](#)]



Hero Arts Hues Premium Cardstock Pack...

[[SSS](#) | [HA](#)]




Hero Arts Hues Premium Cardstock Pack...

[[SSS](#) | [HA](#)]




Hero Arts Hues Premium Cardstock Pack...

[[SSS](#) | [HA](#)]



Ranger WATERCOLOR PAPER Inksentials...

[[SSS](#)]



Simon Says Stamp STITCHED RECTANGLES...

[[SSS](#)]




Hero Arts SEASHORE Sequin Mix CH311

[[SSS](#) | [HA](#)]



Tombow MONO MULTI Liquid Glue Two...

[[SSS](#)]





**Gina K Designs CONNECT GLUE
Adhesive...**

[[SSS](#)]



**Scor-Tape 1/4 Inch Crafting
Tape**

[[SSS](#)]



**3M Scotch DOUBLE-SIDED
FOAM TAPE...**

[[SSS](#)]



**Therm O Web Gina K Designs
WHITE FOAM...**

[[SSS](#)]



**Picket Fence Studios LIFE
CHANGING...**

[[SSS](#)]



**Picket Fence Studios LIFE
CHANGING...**

[[SSS](#)]



**Crafter's Companion GEMINI
JUNIOR...**

[[SSS](#)]

