

Hero Arts – Rose Stem Die Combo – Card #1

Technique: Die Cutting, Copics, heat embossing

Level: Beginner/Intermediate



TIME: 25 minutes or less

STAMPS:

Hero Arts – Rose Stem Die Combo
Hero Greetings – Sending Smiles

INKS:

Hero Hues Black Die Ink (best for Copics)
Copic Markers:
Flower: RV10 and RV 17 – with blender pen
Leaves: BG45 and YG03
Hero Arts – Liquid Watercolors, black and pink

ACCESSORIES:

Die Cutting Machine
Simon Says Stamp – Stitched Rectangle Wafer Dies
Tim Holtz Guillotine Cutter
Score Pal Mini
Simon Says Stamp Foam Tape
Lawn Fawn Stamp Cleaning Shabby

CARD STOCK AND DESIGNER PAPER:

Hero Arts Dove White

4-1/4 x 11, score and fold at 5-1/2 – card base

4 x 5-1/4 – card front

Neenah Solar White 80#

4 x 5-1/4 – stamp color and cut out flower and leaves

DIRECTIONS:

1. Score and fold the card base and set aside.
2. Splatter the card front with the pink and black liquid watercolor
3. When the splatter is dry, stamp a sentiment in the bottom left corner of the card front.
4. Use foam tape to attach the card front to the card base.
5. Stamp the flower onto the Neenah Solar White card stock in the Hero Hues Black Die Ink and color the image with the copic markers.
6. Use the coordinating die to cut out the image and then use foam tape to attach it to the top right of the card.
7. Clean Stamps with the Lawn Fawn Stamp Shabby





Here are the supplies used in today's Bouquet of Roses and Sketchy Lines Congrats cards. Where available I use Compensated Affiliate Links, which means if you make a purchase through my link, I receive a small commission at no extra cost to you. Thank you so very much for your support, I truly appreciate it.



rose stem die combo

[[HA](#) | [SSS](#)]



Hero Greetings Sending Smiles

[[HA](#) | [SSS](#)]



AF101 Black Ink Pad

[[HA](#) | [SSS](#)]



Copic Sketch Marker RV10
PALE PINK...

[[SSS](#)]



Copic Sketch Marker RV17 DEEP
MAGENTA

[[SSS](#)]



Copic Sketch
COLORLESS
BLENDER Marker...

[[SSS](#)]




Copic Sketch Marker BG45
NILE BLUE



Copic Sketch Marker YG03
YELLOW GREEN



Neenah Classic
Crest 80 LB
SMOOTH...



[[SSS](#)]



Hero Hues Dove white (25)

[[HA](#) | [SSS](#)]

[[SSS](#)]



Hero Hues Peony

[[HA](#) | [SSS](#)]

[[SSS](#)]



Tonic POLISHED
GOLD Mirror Card
Gloss...

[[SSS](#)]



PS323 Hero Hues Premium
Cardstock...

[[HA](#) | [SSS](#)]



Tsukineko Versamark EMBOSS
INK PAD...

[[SSS](#)]



Precision Heat
Embossing Tool
Gun...

[[SSS](#)]



Ranger ANTI STATIC
POUCH ink62332

[[SSS](#)]




PW110 White Embossing Powder

[[HA](#) | [SSS](#)]



Crafter's
Companion GEMINI
JUNIOR...

[[SSS](#)]



Simon Says Stamp



PD122 Pink Liquid



STITCHED RECTANGLES...

[[SSS](#)]



Scor-Tape 1/4 Inch
Crafting Tape

[[SSS](#)]

PD118 Liquid Watercolor Black

[[HA](#) | [SSS](#)]



Simon Says Stamp BIG MOMMA
FOAM TAPE...

[[SSS](#)]

Watercolor

[[HA](#) | [SSS](#)]



Tim Holtz Tonic
GUILLOTINE
COMFORT...

[[SSS](#)]



Tim Holtz Tonic Craft
SCISSORS Micro...

[[SSS](#)]



EK Success CRAFT TWEEZERS
Precision...

[[SSS](#)]



Scor-Pal MINI
SCOR-BUDDY
Scoring...

[[SSS](#)]



Hero Arts Rubber Stamp
SMALL BLOCK...

[[SSS](#)]



MISTI PRECISION STAMPER
Stamping Tool...

[[SSS](#)]



MISTI SUPER
MAGNETS Disc
mistism

[[SSS](#)]





Novus PLASTIC CLEAN AND SHINE 1 MISTI...

[[SSS](#)]




MISTI Neodymium BAR MAGNET 007070

[[SSS](#)]



Tonic EASY CLEAN MAT 1514E

[[SSS](#)]



Tim Holtz Tonic GLASS MEDIA MAT 1914e

[[SSS](#)]




Simon Says Stamp SMALL TEFLON BONE...

[[SSS](#)]



Lawn Fawn STAMP SHAMMY Cleaner LF1045

[[SSS](#)]



Simon Says Stamp LARGE GRID PAPER...

[[SSS](#)]

