

Hero Arts – Color Layering Dragonfly card

Technique: blending/die cutting heat embossing

Level: beginner/Intermediate



TIME: 30 minutes or less

STAMPS:

Hero Arts: Color Layering Dragonfly Combo (stamps and dies)

INKS:

VersaFine Onyx Black
VersaMark
Distress Oxide Ink pads
Wilted Violet
Seedless Preserves
Scattered Straw

ACCESSORIES:

Misti Precision Stamping platform
Wink of Stella – clear
Distress Sprayer
Heat Tool
Hero Arts Black Embossing Powder
Ranger Anti-Static pouch
Nuvo amethyst Squares Pure Sheen

Gemstones

1/4" Scor Tape

Score Pal Mini

Tim Holtz Guillotine Paper Cutter

Lawn Fawn Shammy or Absorber stamp cleaning tools

Tombow Xtreme tape runner or

Gemini Jr Die Cutting Machine

Simon Says Stamp Teflon Bone Folder

Simon Says Big Momma Foam Tape

CARD STOCK AND DESIGNER PAPER:

Hero Arts Dove White card stock

4-1/4 x 11, score and fold at 5-1/2 – card base

3-3/4 x 5 – card front

Hero Arts Pitch Black card stock

3-7/8 x 5-1/8

Hero Arts Classic Vellum

3 x 3

There is a video for this card here

DIRECTIONS:

1. Using the blending tools, add the distress oxide inks to the card front.
2. Splatter some water droplets onto the card front for the distressed look.
3. Once the piece is dry, use the black ink to stamp the flowers across the bottom and the dragonfly up the left side.




4. Adhere the card front to the mat and then to the card base.
5. Stamp the dragonfly in VersaMark Ink onto the piece of vellum.
6. Cover with the black embossing powder, shake off the excess and heat set.
7. Die cut the dragonfly with the coordinating die.
8. Stamp the underside of the wings with the Wilted Violet distress oxide ink.
9. Add a thin strip of Foam Tape down the center of the back of the dragonfly and use this to attach it to the card front.
10. Use the white glue to attach a sprinkling of the Nuvo gems.
11. Clean stamps with the shammy.

Happy Stamping



Here are the supplies used. Where available I use Compensated Affiliate Links, which means if you make a purchase through my link, I receive a small commission at no extra cost to you. Thank you so very much for your support, I truly appreciate it.



Color Layering Dragonfly Combo

[[HA](#) | [SSS](#)]



Tsukineko VersaFine ONYX
BLACK Ink...

[[SSS](#) | [SCR](#)]



Tim Holtz Distress Oxide
Ink Pad...

[[SSS](#) | [SCR](#)]



Tim Holtz Distress Oxide Ink Pad...

[[SSS](#) | [SCR](#)]



Tim Holtz Distress Oxide Ink
Pad...

[[SSS](#) | [SCR](#)]



Ranger MINI ROUND INK
BLENDING TOOLS...


[[SSS](#) | [SCR](#)]





**Tim Holtz DISTRESS SPRAYER
Ranger 4...**

[[SSS](#) | [SCR](#)]



**Hero Arts Hues Premium
Cardstock Pack...**

[[SSS](#)]



**Hero Hues Dove white
(25)**

[[HA](#)]



Hero Hues Pitch Black

[[HA](#) | [SSS](#)]



**PS772 Classic Vellum
Layering Paper (10)**

[[HA](#)]



**Hero Arts CLASSIC
VELLUM LAYERING...**

[[SSS](#)]



**ZIG Wink of Stella GLITTER
CLEAR...**

[[SSS](#) | [SCR](#) | [AMZUS](#)]



**Zig Wink of Stella Brush
,(No010...**

[[AMZUS](#)]



**MINI MISTI PRECISION
STAMPER Stamping...**

[[SSS](#) | [AMZUS](#)]



**Gina K Designs CONNECT GLUE
Adhesive...**



**Tonic AMETHYST
SQUARES Nuvo Pure...**



[[SSS](#)]

**Tombow 52195 MONO
Multi XL Liquid...**

[[SSS](#) | [TNC](#) | [AMZUS](#)]



**Crafter's Companion GEMINI
JUNIOR...**

[[SSS](#)]



**Crafter's Companion
MAGNETIC TWEEZERS...**

[[SSS](#)]



**Tim Holtz Tonic CRAFT
PICK...**

[[SSS](#)]



**We R Memory Keepers
QUICKSTIK...**

[[SSS](#)]



**Tool Basics FLUSH CUTTERS
4463**

[[SSS](#)]



**Tsukineko VersaMark
EMBOSS INK PAD...**

[[SSS](#)]



**Precision Heat Embossing Tool
Hero...**

[[SSS](#)]



**Ranger ANTI STATIC POUCH
ink62332**

[[SSS](#)]



**Hero Arts DETAIL BLACK
Embossing...**

[[SSS](#) | [HA](#)]





Tombow XTREME Permanent Adhesive Tape...

[[SSS](#) | [AMZUS](#)]



Scor-Tape 0.25 Inch Crafting Tape

[[SSS](#)]



Simon Says Stamp BIG MOMMA FOAM TAPE...

[[SSS](#)]



Tim Holtz Tonic GUILLOTINE COMFORT...

[[SSS](#) | [TNC](#)]



CARL Heavy Duty Rotary Paper Trimmer...

[[AMZUS](#)]



Tim Holtz Tonic MAXI GUILLOTINE...

[[SSS](#)]



Tim Holtz Tonic Craft MINI SNIPS...

[[SSS](#)]



EK Success CRAFT TWEEZERS Precision...

[[SSS](#)]



Scor-Pal MINI SCOR-BUDDY Scoring...

[[SSS](#)]



Hero Arts Rubber Stamp SMALL BLOCK...



MISTI MOUSE PAD INSERT 000144



MISTI SUPER MAGNETS Disc mistism



[SSS]



**Novus PLASTIC CLEAN AND SHINE
1 MISTI...**

[SSS]

[SSS]



**MISTI Neodymium BAR
MAGNET 007070**


[SSS]

[SSS]



**Tonic EASY CLEAN MAT
1514E**

[SSS]



**Tim Holtz Tonic GLASS MEDIA
MAT 1914e**

[SSS]



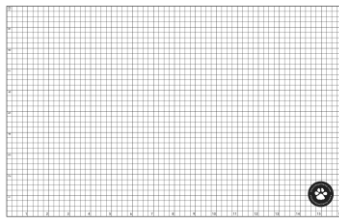
**Simon Says Stamp SMALL
TEFLON BONE...**

[SSS]



**Lawn Fawn STAMP
SHAMMY Cleaner
LF1045**

[SSS]



**Simon Says Stamp LARGE GRID
PAPER...**

[SSS]



**Avery Elle LARGE Stamp &
Die Storage...**

[SSS]



**Avery Elle EXTRA LARGE
Stamp and Die...**

[SSS]



Simon Says Stamp 2.5 Inch
ACRYLIC...

[[SSS](#)]

Simon Says Stamp 3.5 Inch
ACRYLIC...

[[SSS](#)]

