

# Hero Arts – Wonder and Magic of Christmas – Card #1

Technique: Heat Embossing & Die Cutting

Level: Beginner/intermediate



**TIME:** 30 minutes or less

**STAMPS:**

Hero Arts – Wonder and Magic of Christmas

**INK:**

VersaMark Embossing Ink

**ACCESSORIES:**

Gemini Jr Die cutting Machine  
Nesting Circle Infinity Dies  
Wonder and Magic frame cuts  
Simon Says Stamp Stitched Rectangles  
Heat Tool  
Gold Embossing Powder  
Sparkle Embossing Powder  
Ranger Anti-static pouch  
Tim Holtz Guillotine Paper Cutter

Score Pal Mini  
Silicone Bone Folder  
Tim Holtz scissors  
Foam Tape  
Lawn Fawn Shammy

Tombow Xtreme Tape Runner

**CARD STOCK AND DESIGNER PAPER:**

Dove White

5-1/2 x 8-1/2 score and fold at 4-1/4 – card base.

3-3/4 x 5 – card front

3 x 3 – stamp, emboss and cut out deer

2-1/2 x 3-1/2 – stamp, emboss and cut out tree

Tonic Polished Gold

4 x 5-1/4 – mat

**DIRECTIONS:**

1. Stamp the deer on the 3 x 3 piece of white and gold emboss him.
2. Stamp the tree on the 2-1/2 x 3-1/2 piece of white and Sparkle emboss it.
3. Cut both out with the coordinating dies.



4. Die cut the card front with the Stitched Rectangles dies and then stamp the sentiment in the top right corner of the card front and add the little ornament. Heat emboss in gold.
5. Use the Tombow Xtreme Tape Runner to attach the card front to the mat and then to the card base.
6. Use Foam tape to attach the tree to the bottom left of the card and then the deer partially over the tree.

**Happy Stamping**



Here are the supplies used. Where available I use **Compensated Affiliate Links**, which means if you make a purchase through my link, I receive a small commission at no extra cost to you. Thank you so very much for your support, I truly appreciate it.



**Hero Arts WONDER AND MAGIC OF...**

[ [SSS](#) | [HA](#) ]




**Hero Arts Clear Stamps WONDER AND...**

[ [SSS](#) ]




**Hero Arts Frame Cuts Dies WONDER AND...**

[ [SSS](#) ]



**Simon Says Stamp STITCHED RECTANGLES...**

[ [SSS](#) ]



**Hero Arts Hues Premium Cardstock Pack...**

[ [SSS](#) ]



**Hero Arts Hues DOVE WHITE Side...**

[ [SSS](#) ]




Tonic POLISHED GOLD  
Mirror Card Gloss...

[ [SSS](#) ]



EK Success CRAFT  
TWEEZERS Precision...

[ [SSS](#) ]



Tim Holtz Tonic GLASS  
MEDIA MAT 1914e

[ [SSS](#) ]



Tsukineko Versamark  
EMBOSS INK PAD...

[ [SSS](#) | [HA](#) ]



Hero Arts GOLD GLITTER

Tim Holtz Tonic GUILLOTINE  
COMFORT...

[ [SSS](#) ]



Scor-Pal MINI SCOR-BUDDY  
Scoring...

[ [SSS](#) ]



Simon Says Stamp SMALL TEFLON  
BONE...

[ [SSS](#) ]



Precision Heat Embossing Tool  
Hero...

[ [SSS](#) ]



Hero Arts EMBOSS SPARKLE

Tim Holtz Tonic Craft MINI  
SNIPS...

[ [SSS](#) ]



Hero Arts Rubber Stamp  
SMALL BLOCK...

[ [SSS](#) ]




Lawn Fawn STAMP  
SHAMMY Cleaner LF1045

[ [SSS](#) ]



Ranger ANTI STATIC  
POUCH ink62332

[ [SSS](#) ]



Hero Arts Nesting CIRCLE



Embossing...

[ [SSS](#) | [HA](#) ]



**Crafter's Companion  
GEMINI JUNIOR...**

[ [SSS](#) ]

EMBOSSING...

[ [SSS](#) | [HA](#) ]



**Crafter's Companion MAGNETIC  
TWEEZERS...**

[ [SSS](#) ]

DIES DI199

[ [SSS](#) | [HA](#) ]



**Tool Basics FLUSH  
CUTTERS 4463**

[ [SSS](#) ]

