

Concord & 9th Polka Dot Turnabout Card

Technique: Turnabout and simple copic coloring

Level: Beginner/intermediate



TIME: 30 minutes or less

STAMPS:

Concord & 9th
Polka Dot Turnabout
Banners & Blooms

INKS:

Memento Tuxedo Black
Gina K
Turquoise, grass green, key lime and lipstick
Copic Markers:
Rose: R02, R05, R24,
Blues: BG53, BG45, BG57
Greens: YG11, YG03, YG13

ACCESSORIES:

Tombow Xtreme Tape Runner
Tim Holtz Guillotine Paper Cutter
Misti Stamping Tool
Tim Holtz scissors

Score Pal Mini
Silicone Bone Folder
Ranger Anti-static pouch
Foam Tape

Heat Tool
White Embossing Powder
Lawn Fawn Shammy

CARD STOCK AND DESIGNER PAPER:

Gina K Grass Green
Gina K Turquoise
Neenah Solar White 80#

4-1/4 x 11, score and fold at 5-1/2 – card base
3-7/8 x 5-1/8 – mat
3-3/4 x 4 – card front
4-1/4 x 5-1/2 – stamp and cut out flowers.
1 x 3 – heat emboss sentiment and trim to fit.

Scrap of black cardstock

DIRECTIONS:

1. Use the Misti stamping tool to stamp the turnabout in all four colors to create the fun dotted background.
2. Attach the turnabout piece to the mat.
3. Using the Turquoise ink, stamp the line stamp across the bottom of the turquoise piece
4. Attach the turnabout piece to the card base with foam tape.
5. Stamp, color and cut out the flowers.




6. White heat emboss a sentiment onto the scrap of black cardstock and trim. Attach it to the bottom left corner of the card front using Foam tape to add dimension.
7. Use foam tape to attach the flower image just above the sentiment on the card.
8. Clean stamps with the shammy.

Happy Stamping



Here are the supplies used. Where available I use Compensated Affiliate Links, which means if you make a purchase through my link, I receive a small commission at no extra cost to you. Thank you so very much for your support, I truly appreciate it.



Concord and 9th - Clear Stamp - Polka...

[[SCR](#) | [SSS](#) | [ELH](#) | [AMZUS](#)]



Concord and 9th - Clear Stamp -...

[[SCR](#) | [SSS](#) | [ELH](#)]



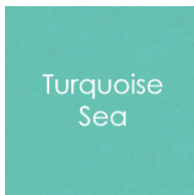
Memento - Ink Pad - Tuxedo Black

[[SCR](#) | [SSS](#) | [ELH](#) | [AMZUS](#)]



VersaMark - Ink Pad

[[SCR](#) | [SSS](#) | [ELH](#) | [AMZUS](#)]




Heavy Base Weight Card Stock-...

[[GNK](#) | [SSS](#) | [ELH](#)]



CARD STOCK Assortment- Summer - Gina...

[[GNK](#) | [SSS](#) | [ELH](#)]



Neenah Classic Crest 80



GKD Color Companions



Turquoise Sea, Gina K Designs Ink



LB SMOOTH...

[[SSS](#) | [ELH](#) | [AMZUS](#)]



Gina K Design Dye Ink Pad Bundle -...

[[AMZUS](#)]

Ink Pad-...

[[GNK](#) | [SSS](#)]



GKD Color Companions Ink Pad- Grass...

[[GNK](#) | [SSS](#) | [ELH](#)]

Cube

[[ELH](#)]



GKD Color Companions Ink Pad- Key...

[[GNK](#) | [SSS](#) | [ELH](#)]



GKD Color Companions Ink Pad-...

[[GNK](#) | [SSS](#) | [ELH](#)]



Simon Says Stamp EMBOSsing POWDER...

[[SSS](#)]



Precision Heat Embossing Tool Hero...

[[SSS](#)]



Ranger ANTI STATIC POUCH ink62332

[[SSS](#)]



MISTI PRECISION STAMPER Stamping Tool...

[[SSS](#) | [ELH](#) | [AMZUS](#)]



Tim Holtz Tonic GUILLOTINE COMFORT...

[[SSS](#)]



Tim Holtz Tonic Craft



Scor-Pal MINI SCOR-



Simon Says Stamp SMALL TEFLON



MINI SNIPS...

[[SSS](#)]



**Lawn Fawn STAMP
SHAMMY Cleaner LF1045**

[[SSS](#)]

BUDDY Scoring...

[[SSS](#)]

BONE...

[[SSS](#)]

