

# Penny Black Harmony – with watercolor background

Technique: watercoloring/die cutting

Level: Beginner/intermediate



**TIME: 30 minutes or less**

**STAMPS:**

Penny Black – Harmony  
Simon Says Stamp – Home Sweet Home (sentiment)

**INK:**

VersaMark Embossing Ink  
Tombow Markers:  
Pastels Set  
Chocolate Brown #969  
Gansai Tambi Watercolors 36 set:  
#47 – brown and #57 Teal Blue

**ACCESSORIES:**

Gemini Jr Die cutting Machine  
Simon Says Stamp – Stitched Squares Dies or Taylored Expressions Stitched Square Stacklets  
Heat Tool  
White Embossing Powder

Ranger Anti-static pouch  
Purple Tape (for die cutting)  
Tim Holtz Guillotine Paper Cutter  
Silicone Bone Folder  
Foam Tape  
Nuvo Stone Drops – Gold Rush

Black Embossing Powder  
Scor Tape ¼”  
Score Pal Mini  
Tim Holtz scissors  
Lawn Fawn Shammy  
Water brush pen

**CARD STOCK AND DESIGNER PAPER:**

Neenah Solar White #110

Gina K Kraft  
Gina K Black  
Canson watercolor paper

4-1/4 x 11, score and fold at 5-1/2 – card base  
3-1/2 square to die cut frame  
4 x 5-1/4 – mat  
1 x 4 – sentiment  
3-7/8 x 5-1/8 – card front  
3-1/2 x 6-1/2 - flowers

**DIRECTIONS:**



1. Stamp the floral image in VersaMark onto the watercolor paper and black heat emboss.
2. Use the Markers and the water brush to color the image.
3. When dry, fussy cut out.
4. Use the Gansai Tambi watercolor paints to color the card front and set aside to dry.
5. Use two of the stitched square dies to create the frame.
6. Tuck the floral image into the frame, turn over and add foam tape on the back. Set aside.
7. Use the Scor Tape to attach the card front to the mat and then to the card base.
8. Attach the frame/floral image along the left side of the card.
9. White heat emboss the sentiment on the scrap of black, trim and attach with foam tape.
10. Clean the stamp with the shammy

## Happy Stamping



Here are the supplies used. Where available I use Compensated Affiliate Links, which means if you make a purchase through my link, I receive a small commission at no extra cost to you. Thank you so very much for your support, I truly appreciate it.

Please note this list of supplies covers both the cards shared here today



**Penny Black Cling Stamp  
HARMONY 40-682**

[ [SSS](#) | [SBC](#) ]



**Simon Says Clear Stamps  
HOME SWEET...**

[ [SSS](#) ]



**Tombow DUAL BRUSH  
MARKER 96 PIECE SET...**

[ [SSS](#) | [AMZUS](#) ]



**Tombow - Dual Tip Marker -  
Chocolate 969**

[ [SCR](#) | [AMZUS](#) ]



**Tombow TROPICAL Dual  
Brush Pens 56189**

[ [SSS](#) | [SCR](#) | [SBC](#) | [SBC](#) ]



**Tombow PORTRAIT Dual  
Brush Pens 10...**

[ [SSS](#) ]





**Zig Kuretake Gansai Tambi 36  
COLOR SET**

[ [SSS](#) | [SCR](#) | [AMZUS](#) | [SBC](#) ]



**Tsukineko VersaMark  
EMBOS INK PAD...**

[ [SSS](#) | [SCR](#) | [SBC](#) | [AMZUS](#) ]



**Simon Says Stamp Embossing  
Powder...**

[ [SSS](#) ]



**Simon Says Stamp  
EMBOSING POWDER...**

[ [SSS](#) ]



**Ranger ANTI STATIC POUCH  
ink62332**

[ [SSS](#) | [SBC](#) | [AMZUS](#) ]



**Perfect Crafting Pouch  
(Small)**

[ [SCR](#) ]



**Medium WATERCOLOR  
BRUSH Pen MWCBP101**

[ [SSS](#) ]



**Ohuhu Water Coloring Brush  
Pens, Set...**

[ [AMZUS](#) ]



**Tonic GOLD RUSH Nuvo  
Stone Drops 1293n**

[ [SSS](#) | [SBC](#) | [AMZUS](#) | [SCR](#) ]



**Neenah Classic Crest 110 LB  
SMOOTH...**

[ [SSS](#) | [SBC](#) | [AMZUS](#) ]



**Lawn Fawn KRAFT Cardstock  
LF1747**

[ [SSS](#) | [AMZUS](#) ]



**Gina K Designs - Cardstock -  
Kraft**

[ [SCR](#) ]





**My Colors Cardstock - My  
Minds Eye -...**

[ [SBC](#) ]




**Canson XL Watercolor Paper  
Pad...**

[ [AMZUS](#) ]




**Canson XL WATERCOLOR  
PAPER 9x12 140lb...**

[ [SSS](#) ]




**Simon Says Stamp STITCHED  
SQUARES...**

[ [SSS](#) ]



**Lawn Fawn - Lawn Cuts -  
Dies - Large...**

[ [SBC](#) ]



**Taylored Expressions - Die -  
Stitched...**

[ [SCR](#) ]



**Carabelle Studio  
GUIRLANDES Embossing...**

[ [SSS](#) ]

