

# My Favorite Things – Deck the Howls – Pop Up Card

Technique: Heat Embossing/coloring, 3/d boxes

Level: Intermediate



**TIME:** 45 minutes or less

**STAMPS:**

My Favorite Things:  
Deck the Howls, stamps and Dies  
Warm and Feathered Hugs  
Concord & 9<sup>th</sup>  
Polka Dot Turnabout.  
Hero Arts – Wonder and Magic of Christmas

**INK:**

VersaMark Embossing Ink  
**Gina K Designs** (for the patterned paper).  
Lipstick, Blue Lagoon, Lucky Clover and Wild Dandelion

**Distress Oxides** to sponge background: Peacock Feather and Tumbled Glass

**Copics:**

Yellow: Y15, Y19  
Green: YG03, YG17  
Red: R35, R46

Turquoise: BG45, BG53 and BG57

Gray: C0, C1, C2, C3

Black: 100

Brown: E33, E42

**ACCESSORIES:**

Gemini Jr Die cutting Machine

MFT Stitched Basic Edges (snowbanks)

Ranger Mini Blending Tool

White Embossing powder

Tim Holtz Guillotine Paper Cutter

Silicone Bone Folder

Foam Tape

Tombow Xtreme Tape Runner

Tonic Studios Nuvo Dream Drops – Cloud 9

Coordinating dies for Deck the Howls,

MFT – Joy word die

Heat Tool

Ranger Anti-static pouch

Score Pal Mini

Tim Holtz scissors

Lawn Fawn Shammy

¼" Tear n Tape

Uniball Signo White Gel Pen



**CARD STOCK AND DESIGNER PAPER:**

The Paper Cut – Pop Up box card kit                      white – 5 per pack, folded size 5.75 x 5.75

Gina K Designs Blue Lagoon

Gina K Designs White    - I cut pieces 4 x 5-1/4 and used the Concord & 9<sup>th</sup> Polka Dot Turnabout to add color to all the pieces before cutting them down for the sides of the box.

Box cut pieces:

Back	Blue Lagoon - Mat	3-5/8 x 5-5/8
	White w dots	3-1/2 x 5-1/2 (this is the sponged snowflake background)
Front - top and bottom both sides	Blue Lagoon – Mat	2-3/4 x 3-5/8 (4)
	White w dots	2-5/8 x 3-1/2 (4)
Sides – top and bottom both sides	Blue Lagoon – Mat	1-7/8 x 2-3/4 (8)
	White w Dots	1-3/4 x 2-5/8 (8)
Sentiment – Blue Lagoon	Blue Lagoon	2 x 3 – cut (3)
Dogs:	Neenah Solar White 80#	4-1/4 x 5-1/2 – stamp color and die cut the dogs
Sentiment	Black	1 x 6

**DIRECTIONS:**

1. Use the Polka Dot Turnabout to add dots to 5 pieces of White card stock 4 x 5-1/4 – then cut them to the size needed.
2. Cut the Blue Lagoon to the sizes needed for the mats.
3. Attach the dotted paper to the mat and then attach to the pop of card base.
4. White heat emboss the two small snowflakes onto the top of the white background piece.
5. Use the blending tools to add the Peacock Feather and Tumbled Glass Distress Oxide ink
6. Wipe any excess ink off the embossed snowflakes and heat set with the heat tool.
7. Use the White Gel pen to add little snow dots all over the piece.
8. Adhere it to the mat and then attach it to the inside back of the card.
9. Use the Tear n Tape on the Tab at the right side of the card, peel off the protective cover and close the card (watch the video for a super easy way to do this).
10. Use the Gina K Connect glue to attach two cross bars inside the open card.
11. Die cut two snow drifts using the Stitched Basic Edges and scraps of white cardstock about 2 x 5 inches long.
12. Trim them to 3.75 inches across and attach them to the inside cross bars with more white glue.
13. Use glue dots and small pieces of foam tape to attach the dogs to the snow drifts.



14. Die cut three "joy" sentiments and use the white glue to stack them and then to attach to the bottom right corner of the folded down card front.
15. White heat emboss the other sentiment onto a piece of black card stock. Trim and snip apart before attaching with small pieces of foam tape.
16. Use the Nuvo Dream Drops to add a few larger "snow drops" to the back of the card.
17. Clean the stamps with the Lawn Fawn Shammy

**Happy Stamping**

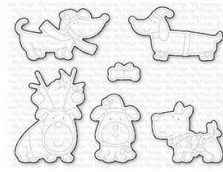


Here are the supplies used. Where available I use Compensated Affiliate Links, which means if you make a purchase through my link, I receive a small commission at no extra cost to you. Thank you so very much for your support, I truly appreciate it.



**MFT - Clear Stamp - Deck the Howls**

[ [SCR](#) | [SSS](#) ]




**MFT - Dies - Deck the Howls**

[ [SCR](#) | [SSS](#) ]



**MFT - Clear Stamp - Warm & Feathered...**

[ [SCR](#) | [SSS](#) ]



**MFT - Dies - Warm & Feathered Hugs**

[ [SCR](#) | [SSS](#) ]



**Concord and 9th - Clear Stamp - Polka...**

[ [SCR](#) | [SSS](#) ]

NO IMAGE AVAILABLE

**The Paper Cut - White Square Pop-Up...**

[ [SCR](#) ]



**Memento - Ink Pad - Tuxedo Black**

[ [SCR](#) | [SSS](#) ]



**Gina K Designs LIPSTICK RED PREMIUM...**

[ [SSS](#) ]



**Gina K Designs BLUE LAGOON PREMIUM...**

[ [SSS](#) ]



**Gina K Designs LUCKY CLOVER Premium...**

[ [SSS](#) ]



**Gina K Designs WILD DANDELION PREMIUM...**

[ [SSS](#) ]



**Distress Oxides - Stamp Pad - Peacock...**

[ [SCR](#) | [SSS](#) ]




**Distress Oxides - Stamp Pad - Tumbled...**

[ [SCR](#) | [SSS](#) ]



**VersaMark - Ink Pad**

[ [SCR](#) | [SSS](#) ]



**Copic SKETCH 72 PC SET B Markers BBBS72B**

[ [SSS](#) ]




**Gina K Designs - Cardstock - Blue Lagoon**

[ [SCR](#) ]



**Gina K Designs - Cardstock - White...**

[ [SCR](#) ]



**Gina K Designs - Cardstock - Black Onyx**

[ [SCR](#) ]



**Gina K Designs - Adhesive -**

**Lawn Fawn - Tape - 1/4"**

**Scor-Tape 0.25 Inch Crafting**



Connect Glue

[ [SCR](#) | [SSS](#) ]



Zots MEDIUM Clear Adhesive Dots...

[ [SSS](#) ]

Double-sided

[ [SCR](#) ]



252 GREEN 33709 MINI GLUE DOTS 21...

[ [SSS](#) ]

Tape

[ [SSS](#) ]



Tombow XTREME Permanent Adhesive Tape...

[ [SSS](#) ]



Tombow REFILL Xtreme Permanent...

[ [SSS](#) ]



Simon Says Stamp BIG MOMMA FOAM TAPE...

[ [SSS](#) ]



Crafter's Companion GEMINI JUNIOR...

[ [SSS](#) ]



Crafters Companion - Gemini Die...

[ [SCR](#) ]



Simon Says Stamp EMBOSsing POWDER...

[ [SSS](#) ]



Precision Heat Embossing Tool Hero...

[ [SSS](#) ]



Ranger ANTI STATIC POUCH ink62332




Uni-Ball - Signo Gel - White [ [SCR](#) | [SSS](#) ]



Tonic CLOUD 9 Nuvo Dream Drops 1794n



[ [SSS](#) ]



**MFT - Dies - Stitched Basic Edges 2**

[ [SCR](#) | [SSS](#) ]

[ [SSS](#) ]



**My Favorite Things STITCHED SNOW...**

[ [SSS](#) ]



**Simon Says Stamp STITCHED SLOPES AND...**

[ [SSS](#) ]



**MFT - Dies - Joy**

[ [SCR](#) ]

