

The Stamp Market – Large Leaves – Card #1

Technique: stamping and die cutting

Level: Beginner/Intermediate



TIME: about 20 minutes or less

STAMPS:

The Stamp Market – Large Leaves bundle.
The Stamp Market – Friendship bundle

INK:

Memento Tuxedo Black
Distress Oxide Ink:
Abandoned Coral
Peacock Feather
Mustard Seed
Mowed Lawn
Ripe Persimmon

ACCESSORIES:

Gemini Junior Die Cutting Machine
Large Leaves Dies
Friendship Dies
Purple Tape
Glue Dots

Tombow Multi-purpose glue
Simon Says Stamp Girls Best Friend Sequins
Foam Tape
Scor Buddy Mini
Tim Holtz scissors
Lawn Fawn Stamp Shammy

Crystal Fx Magical Tray
Tim Holtz Guillotine Paper Cutter
Silicone Bone Folder
MISTI stamp positioner

CARD STOCK AND DESIGNER PAPER:

Neenah Solar White 110#

4-1/4 x 11, score and fold at 5-1/2 – card base

5-1/2 x 8-1/2 – stamp leaves and sentiment

DIRECTIONS:

1. Use the MISTI Stamping tool to stamp the leaves and sentiment on the large piece of white card stock.
2. Use the coordinating dies to cut them out.
3. Use the glue dots or Multi-purpose glue to attach the leaves across the card front.
4. When dry, flip over and trim the leaves so there is no overhang.
5. Use foam tape to attach the sentiment near the center of the card front.
6. Embellish with a few sequins.



7. Clean stamps with the Shabby

Happy Stamping


Here are the supplies used. Where available I use Compensated Affiliate Links, which means if you make a purchase through my link, I receive a small commission at no extra cost to you. Thank you so very much for your support, I truly appreciate it.

Please note this supply list is for both cards although not all products are used on both cards:



Large Leaves Stamp Bundle - The Stamp...

[[THS](#)]



Friendship Stamp Bundle - The Stamp...

[[THS](#)]



Tim Holtz Distress Oxide Ink Pad...

[[SSS](#)]




Tim Holtz Distress Oxide Ink Pad...

[[SSS](#)]



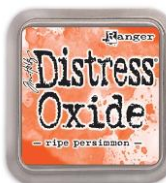
Tim Holtz Distress Oxide Ink Pad...

[[SSS](#)]



Tim Holtz Distress Oxide Ink Pad...

[[SSS](#)]



Tim Holtz Distress Oxide Ink Pad RIPE...

[[SSS](#)]



Memento TUXEDO BLACK INK PAD Full...

[[SSS](#)]



Neenah Classic Crest 110 LB SMOOTH...

[[SSS](#)]





**Neenah Classic Crest 80 LB
SMOOTH...**

[[SSS](#)]



**Simon Says Stamp Sequins
GIRL'S BEST...**

[[SSS](#)]



**Crafter's Companion
GEMINI JUNIOR...**

[[SSS](#)]



**Crafter's Companion MAGNETIC
TWEEZERS...**

[[SSS](#)]



**Crafter's Companion 6 x 8.9
PLASTIC...**

[[SSS](#)]



**Crafter's Companion 6 x
8.9 CLEAR...**

[[SSS](#)]



**Crafter's Companion 6 x 8.9
METAL...**

[[SSS](#)]



**Crafter's Companion 6 x 8.9
MAGNETIC...**

[[SSS](#)]



**Tim Holtz Tonic CRAFT
PICK...**

[[SSS](#)]



**We R Memory Keepers
QUICKSTIK...**

[[SSS](#)]



**Tool Basics FLUSH CUTTERS
4463**

[[SSS](#)]



**Tombow MONO MULTI
Liquid Glue Two...**

[[SSS](#)]





**Zots MEDIUM Clear Adhesive
Dots...**

[[SSS](#)]



**Simon Says Stamp BIG
MOMMA FOAM TAPE...**

[[SSS](#)]

