


My Favorite Things – Let's Stick Together

Technique: Copics/die cutting/Stencil

Level: Beginner/Intermediate



TIME: around 20 minutes

STAMPS:

My Favorite Things – Let's Stick Together

INKS:

Gina K Amalgam Black Ink
Light Gray Ink Pad
VersaMark Embossing Ink

COPIK MARKERS:

Terracotta: YR14, YR24, E35
Pink: RV13, RV14, RV29
Lt Green: YG21, YG23, YG17
Dk Green: YG67, YG17, G07

ACCESSORIES:

Gemini Jr Die Cutting Machine
MFT Let's Stick Together dies
MFT – Love Is in the Air Stencil
Post It Note Tape
Heat Tool
Anti-static pouch
Nuvo White Embossing Powder

MISTI Stamping Tool

Tim Holtz Guillotine Paper Cutter

White Gel Pen

Foam Squares

Silicone Bone Folder

Life Changing Brushes

Tombow Tape Runner

Score Pal Mini

Picket Fence, Stamp Scrubber

CARD STOCK AND DESIGNER PAPER:

Neenah Solar White 110#

Neenah Solar White 80#

4-1/4 x 11, score and fold at 5-1/2 – card base

4 x 5-1/4 – stamp and color images, and strip for sentiment

DIRECTIONS:

1. Attach the stencil to the card front with the Post It Note Tape. Use the blending tools to add a line across the bottom, and then the hearts.



2. Use the Misti stamping tool to stamp the cactus and pots onto the other piece of white. Leave enough space to use the left over to create the sentiment.
3. Color the images with Copic Markers and then die cut them with the coordinating dies.
4. Use the Pink markers to create a strip across the remaining card stock big enough to heat emboss the sentiment.
TIP – use the heat tool to make sure the ink is dry before you heat emboss.
5. Heat emboss the sentiment and then trim down to size.
6. Use foam squares to attach all the pieces to the card front.
7. Clean the stamp with the stamp scrubber.

Happy Stamping



Here are the supplies used. Where available I use **Compensated Affiliate Links**, which means if you make a purchase through my link, I receive a small commission at no extra cost to you. Thank you so very much for your support, I truly appreciate it.




My Favorite Things LET'S STICK...

[[SSS](#)]



My Favorite Things LET'S STICK...

[[SSS](#)]



My Favorite Things LOVE IS IN THE AIR...

[[SSS](#)]



Gina K Designs OBSIDIAN Amalgam Ink...

[[SSS](#)]



Copic Sketch MARKER YR14 CAMEL at...

[[SSS](#)]



Copic Sketch MARKER YR24 PALE SEPIA...

[[SSS](#)]





**Copic Sketch Marker E35
CHAMOIS Light...**

[[SSS](#)]



**Copic Sketch Marker RV13
TENDER PINK...**

[[SSS](#)]



**Copic Sketch Marker RV14
BEGONIA PINK...**

[[SSS](#)]



**Copic Sketch Marker RV29
CRIMSON Red...**

[[SSS](#)]



**Copic Marker REFILL YG21
ANISE...**

[[SSS](#)]



**Copic Sketch Marker YG21
ANISE Yellow...**

[[SSS](#)]



**Copic Sketch Marker YG23 NEW
LEAF...**

[[SSS](#)]



**Copic Sketch Marker YG17
GRASS GREEN...**

[[SSS](#)]



**Copic Sketch Marker YG67
MOSS Dark...**

[[SSS](#)]



**Copic Sketch MARKER G17
FOREST GREEN...**

[[SSS](#)]



**Simon Says Stamp Premium
Dye Ink Pad...**

[[SSS](#)]



**Uni-Ball Pen Signo Gel
WHITE UM-153...**

[[SSS](#)]





**Tsukineko VersaMark EMBOSS
INK PAD...**

[[SSS](#)]



**Simon Says Stamp
EMBOSSING POWDER...**

[[SSS](#)]



**NEW 2020 Wagner
Precision Heat Tool...**

[[SSS](#)]



**Ranger ANTI STATIC POUCH
ink62332**

[[SSS](#)]




**Crafter's Companion GEMINI
JUNIOR...**

[[SSS](#)]




**Therm O Web 0.5 INCH
PURPLE TAPE Easy...**

[[SSS](#)]



**Neenah Classic Crest 110 LB
SMOOTH...**

[[SSS](#)]



**Neenah Classic Crest 80 LB
SMOOTH...**

[[SSS](#)]

