

Reverse Confetti – Butterfly Wreath – Turquoise butterflies

Technique: watercolor/die cutting

Level: Beginner/Intermediate



TIME: around 30 minutes

STAMPS:

Reverse Confetti – Butterfly Wreath

INKS:

Gina K Amalgam Black Ink (copic friendly and waterproof)

Azteza Real Brush Pens 48 pack & water brush

Blues: 127 – 138

Royal Blue – 191

Purple – 130

Green – 185

Pink - 190

ACCESSORIES:

Gemini Jr. Die Cutting Machine

Reverse Confetti butterfly Wreath Dies

Simon Says Stamp – Wonky Rectangles Dies

Wagner Heat Gun

Simon Says Stamp Glacier White

Embossing Powder

Ranger Anti-static Pouch

Foam Tape

Tombow Multi Purpose White Glue

Studio Katia Embellishment tray and Wand

Tim Holtz Guillotine Paper Cutter

Tim Holtz scissors

Silicone Bone Folder

Tombow adhesive tape runner

Misti Stamping Tool

Score Pal Mini

Lawn Fawn Shammy & Case

CARD STOCK AND DESIGNER PAPER:

Simon Says Stamp Ultra Thick White

Simon Says Stamp Fog

4-1/4 x 11, score and fold at 5-1/2 – Card Base

4 x 5-1/4 – card front die cut panel, and use scrap for sentiment

Strathmore Bristol

4 x 5-1/4 – stamp color and die cut wreath and butterflies



DIRECTIONS:

1. Use the Misti stamping tool to stamp the images in black onto the Bristol card.
2. Color the images using the watercolor pens and a water brush
3. Die cut the wreath out and then stamp the additional butterflies on the scrap, color and cut out with coordinating dies.
4. Die cut the card front panel from the Fog cardstock and use the tape runner to attach it to the card base.
5. Use foam tape to attach the wreath and butterflies
6. Heat Emboss the sentiment and use foam tape to attach.
7. Embellish with the Pretty Pink Posh jewels.
8. Clean stamps with the shammy.

Happy Stamping



Here are the supplies used. Where available I use Compensated Affiliate Links, which means if you make a purchase through my link, I receive a small commission at no extra cost to you. Thank you so very much for your support, I truly appreciate it.

Please note, the supplies list are for both cards, although not all supplies are used on both cards:




Reverse Confetti
Cuts
BUTTERFLY...

[[SSS](#)]



Reverse Confetti BUTTERFLY WREATH...

[[SSS](#)]



Real Brush Pens -
Set of 12 | ARTEZA

[[ARTZ](#)]



Real Brush Pens
- Set of 24 |
ARTEZA



Real Brush Pens - Set of 48 | ARTEZA

[[ARTZ](#)]



Real Brush Pens -
Set of 96 | ARTEZA

[[ARTZ](#)]




[[ARTZ](#)]



Simon Says Stamp WONKY RECTANGLES...

[[SSS](#)]



Hero Arts Fancy Die ABSTRACT GRAPHIC...

[[SSS](#) | [HA](#)]



Tsukineko VersaMark EMBOSS INK PAD...

[[SSS](#)]



Simon Says Stamp EMBOSING POWDER...

[[SSS](#)]



Simon Says Stamp Embossing Powder...

[[SSS](#)]



NEW 2020 Wagner Precision Heat Tool...

[[SSS](#)]



Ranger ANTI STATIC POUCH ink62332

[[SSS](#)]



Simon Says Stamp WHITE CARDSTOCK 120...

[[SSS](#)]



Simon Says Stamp Card Stock 100# FOG...

[[SSS](#)]



Strathmore



Gemini JUNIOR



**BRISTOL
SMOOTH 9 x
12...**

[[SSS](#)]



**Tim Holtz Tonic
RETRACTABLE
CRAFT...**

[[SSS](#)]



**Therm O Web
0.5 INCH PURPLE
TAPE Easy...**

[[SSS](#)]

Canson XL WATERCOLOR PAPER 9x12 140lb...

[[SSS](#)]



Tool Basics FLUSH CUTTERS 4463

[[SSS](#)]




Studio Katia EMBELLISHMENT WAND sk014

[[SSS](#)]

Die-Cutting And...

[[SSS](#)]



**Therm O Web
PURPLE TAPE Easy
Release...**

[[SSS](#)]



TRIANGLE TRAY
studio katia

**Studio Katia
TRIANGLE TRAY
sk2119**

[[SSS](#)]

