


Simon Says Stamp Masculine Tender Leaves Card

Technique: /die cutting

Level: Beginner/Intermediate



TIME: around 20 minutes

STAMPS:

none

INKS:

none

ACCESSORIES:

Spellbinders Platinum 6 Die Cutting Machine
Purple Tape
Simon Says Stamp Tender Leaves Dies
Simon Says Stamp Circle Thin Frames Dies
Simon Says Stamp Birthday Wishes Die
Tombow permanent tape runner
Tombow Multi-Purpose White Glue
Foam tape
Paper Cutter
Tim Holtz scissors

Score Pal Mini

Silicone Bone Folder

Simon Says Stamp Sunken Treasure Sequins

Studio Katia embellishment wand and tray

CARD STOCK AND DESIGNER PAPER:

Simon Says Stamp 120# White

4-1/4 x 11 score and fold at 5-1/2 - card base

Patterned Paper

3-1/2 x 4-3/4

Neenah Desert Storm

3-1/2 square, die cut circle for behind sentiment

Copper

3-1/2 square, die cut birthday wishes

Neenah Solar White 80#

5-1/2 x 8-1/2 – die cut leaves

Vellum

4-1/4 x 5-1/2 – Die cut leaves



DIRECTIONS:

1. Die cut the leaves, circle and sentiment.
2. Use the tape runner to attach the patterned paper to the top folding card base.
3. Add the circle
4. Use white glue to attach the sentiment die cut over the circle.
5. Use white glue and small pieces of foam tape to attach the white leaves around the entire circle.
NOTE – some of the stems will need to be trimmed.
6. Add the two vellum cut leaves under the white ones, just poking out a bit.
7. Use the Studio Katia Embellishment wand and tray to add 5 copper sequins.

Happy Stamping




Simon Says Stamp TENDER
LEAVES Wafer...

[[SSS](#)]



Simon Says Stamp
BIRTHDAY WISHES...

[[SSS](#)]



Simon Says Stamp CIRCLE THIN
FRAMES...

[[SSS](#)]



Simon Says Stamp WHITE
CARDSTOCK 120...

[[SSS](#)]



Simon Says Stamp VELLUM
SSSVEL12 at...

[[SSS](#)]



Neenah Environment 80 LB
SMOOTH...

[[SSS](#)]



KaiserCraft BASECOAT



Tim Holtz Idea-ology 8 x 8



Simon Says Stamp Sequins



12x12 Inch Paper...

[[SSS](#)]



Tim Holtz Tonic
RETRACTABLE CRAFT...

[[SSS](#)]



Spellbinders PLATINUM Die
Cutting and...

[[SSS](#) | [SPL](#)]



Studio Katia TRIANGLE
TRAY sk2119 at...

[[SSS](#)]



Simon Says Stamp BIG
MOMMA FOAM TAPE...

Paper...

[[SSS](#)]



Tool Basics FLUSH CUTTERS
4463

[[SSS](#)]




Tim Holtz Tonic GUILLOTINE
COMFORT...

[[SSS](#)]



Tombow MONO MULTI
Liquid Glue Two...

[[SSS](#)]



Tombow MONO Adhesive
PERMANENT Tape...

SUNKEN...

[[SSS](#)]



Therm O Web 0.5 INCH PURPLE
TAPE Easy...

[[SSS](#)]



Studio Katia EMBELLISHMENT
WAND sk014...

[[SSS](#)]



Scor-Tape 0.5 Inch Crafting
Tape

[[SSS](#)]



Tombow MONO Adhesive Tape
Dispenser...



[[SSS](#)]

[[SSS](#)]

[[SSS](#)]



**3M Scotch DOUBLE-SIDED
FOAM TAPE...**

[[SSS](#)]

