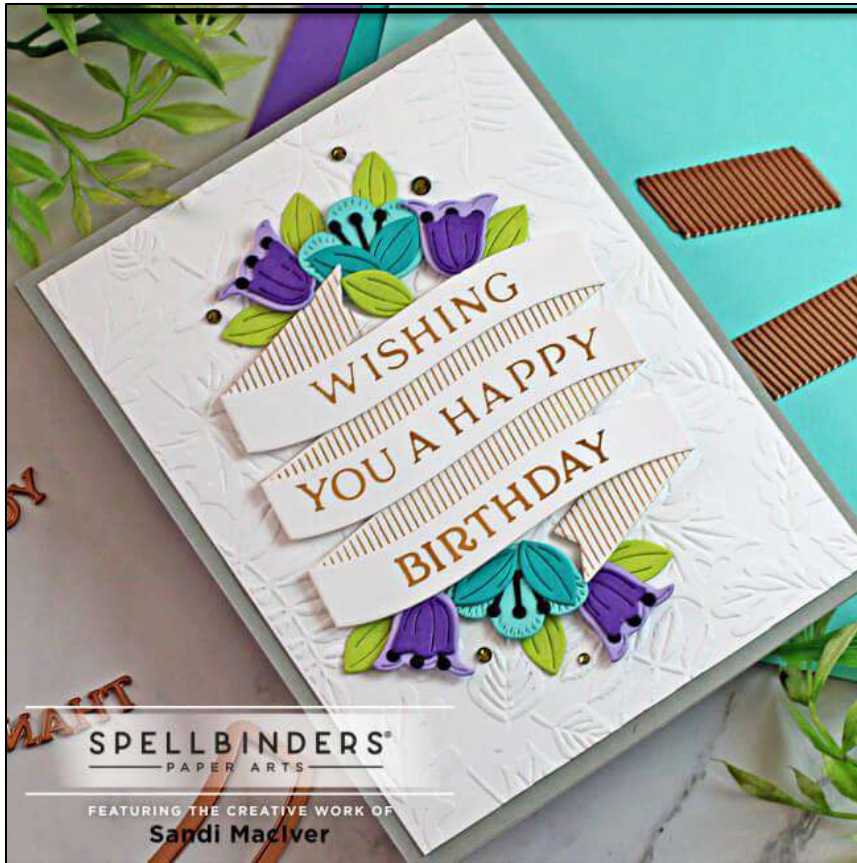


Spellbinders September Glimmer Kit Card

Technique: die cutting/glimmer foiling

Level: Beginner/Intermediate



TIME: 30 minutes or less

STAMPS: None

INKS:
None

ACCESSORIES:

Platinum 6 Die Cutting Machine
Spellbinders Falling Leaves
Embossing Folder
Spellbinders Glimmer Hot Foil Machine
Spellbinders Polished Brass
Glimmer Foil
Spellbinders September Glimmer Kit – Glimmering Build a Banner.
Spellbinders Large Die of the Month Kit – Just a Tweet
Spellbinders Green Color

Essentials Gems

1/4" Scor Tape

Score Pal Mini

Foam Squares

Bearly Precision Glue

Silicone Bone Folder

CARD STOCK AND DESIGNER PAPER:

Spellbinders White Card base

4-1/4 x 11, score and fold at 5-1/2 – card base

4 x 5-1/4 – embossed card front

Gray

4-1/2 x 5-1/2 – card front base

4-1/4 x 5-1/2 (2) – foiling


Small scraps of waterfall, teal topaz, peridot, black, Lilac Blossom and Royal Amethyst cardstock to die cut the florals.

DIRECTIONS:

1. Use the Glimmer Foil machine and the Polished Brass Glimmer Foil to foil the sentiments and the striped pieces.
2. Die cut the foiled pieces and then use the Bearly Glue to attach the ends together to form the banner.




3. Place the card front piece inside the embossing folder and run through the die cut machine.
4. Attach the gray card front base to the front of the top folding A2 sized card.
5. Attach the embossed card front to the card using the Scor Tape.
6. Use foam squares to attach the banner piece to the center of the card.
7. Die cut the flowers and leaves, layer and glue together before adding to the top and bottom around the banner.
8. Use small pieces of foam squares to pop up the flowers for added dimension.
9. Embellish with a few of the green Color Essentials Gems
10. **Happy Stamping**



Glimmer Hot Foil Kit of the Month...

[[SPL](#)]



Large Die of the Month Membership -...

[[SPL](#)]



Snowdrift Color Essentials Cardstock...

[[SPL](#)]



Waterfall Color Essentials Cardstock...

[[SPL](#)]



Peridot Color Essentials Cardstock...

[[SPL](#)]



Teal Topaz Color Essentials Cardstock...

[[SPL](#)]





**Royal Amethyst Color
Essentials...**

[[SPL](#)]



**Lilac Blossom Color
Essentials...**

[[SPL](#)]



**Black Cardstock 8 1/2" x 11
- 25 pack**

[[SPL](#)]



**Green Mix Color Essentials
Gems**

[[SPL](#)]



**Bearly Art Mini 2 fl oz
Precision...**

[[SPL](#)]



**Platinum 6 Die Cutting and
Embossing...**

[[SPL](#)]



**Spellbinders - Tool N One -
Rose Gold**

[[SBC](#)]



**Falling Leaves Embossing
Folder from...**

[[SPL](#)]



**Glimmer Hot Foil System -
Spellbinders**

[[SPL](#)]



**Glimmer Hot Foil Roll -
Polished Brass**

[[SPL](#)]



