

Christmas Robins Holiday Card

Technique: Heat Embossing/Copics/Die cutting
Level: Beginner/Intermediate



TIME: 30 – 45 minutes – depending on how fast you color

STAMPS:

Hero Arts Christmas Robins
Hero Arts Buffalo Check Pattern Bold Print

INKS:

VersaMark (for embossing)
Hero Arts Intense Black

Copic Markers:

Blue: BG11, BG13, BG49
Green: YG01, YG03, YG23, YG67
Yellow: Y13, Y17
Red: R24, R46, R59
Gray: T1, T3
Brown: E21, E31, E35, E57

ACCESSORIES:

Misti Stamping Platform

Heat Tool

Clear Embossing Powder

Anti-Static Pouch

Die Cutting Machine

Hero Arts Christmas robins Frame Cuts Dies

Hero Arts Christmas Holidays Stamp and Cut

Tape Runner

Foam Tape

Paper Trimmer

CARD STOCK AND DESIGNER PAPER:

Hammermill #100 White

5-1/2 x 8-1/2 score and fold at 4-1/4 – card base.

4-1/4 x 5-1/2 – stamp color and cut out birds and greenery

Hero Arts Mist

4-1/4 x 5-1/2 – card front embossed.

Hero Arts Cherry

4-1/4 x 5-1/2 – embossed and die cut sentiment.

DIRECTIONS:

1. Use a Misti to stamp, color and die cut the birds and greenery
2. Next, clear heat emboss the Buffalo Check Pattern Bold Print stamp onto the blue card front.
3. Create a second piece on red and use this to die cut the sentiment so that the buffalo check lines up with the blue background.
4. Attach the blue card front to a white top folding A2 sized card base.
5. Next, use white glue to attach the sentiment
6. Finally, use foam squares to attach the birds and greenery.

Hope you enjoyed today's card and here are the supplies I used. Affiliate links used where possible at no cost to you.




Supplies Used:



SB286 Christmas Robins Bundle - Hero...

[[HA](#) | [SSS](#)]



CG855 Buffalo Check Pattern Bold...

[[HA](#) | [SSS](#)]



DC288 Christmas Holidays Stamp & Cut...

[[HA](#) | [SSS](#)]



PS311 Hero Hues Premium Cardstock...

[[HA](#) | [SSS](#)]




PS303 Hero Hues Premium Cardstock...

[[HA](#) | [SSS](#)]



PS325 Hero Hues Dove white - Hero Arts

[[HA](#)]



**Hammermill WHITE 100 LB
SMOOTH...**

[[SSS](#)]



**Copic Sketch Marker BG11
MOON WHITE...**

[[SSS](#)]



**Copic Sketch Marker BG13 MINT
GREEN...**

[[SSS](#)]



**Copic Sketch Marker BG49
DUCK BLUE at...**

[[SSS](#)]



**Copic Sketch Marker YG01
GREEN BICE...**

[[SSS](#)]



**Copic Sketch Marker YG23 NEW
LEAF...**

[[SSS](#)]



**Copic Sketch Marker YG03
YELLOW GREEN...**

[[SSS](#)]



**Copic Sketch Marker YG67
MOSS Dark...**

[[SSS](#)]



**Copic Sketch Marker Y13
LEMON YELLOW...**

[[SSS](#)]



**Copic Sketch Marker Y17
GOLDEN YELLOW...**

[[SSS](#)]



**Copic Sketch Marker R24
PRAWN Red at...**

[[SSS](#)]



**Copic Sketch Marker R46
STRONG RED...**

[[SSS](#)]



**Copic Sketch Marker R59
CARDINAL...**

[[SSS](#)]



**Copic Sketch MARKER E21
SOFT SUN...**

[[SSS](#)]



**Copic Sketch Marker E31 BRICK
BEIGE...**

[[SSS](#)]



**Copic Sketch Marker E35
CHAMOIS Light...**

[[SSS](#)]



**Copic Sketch Marker E57
LIGHT WALNUT...**

[[SSS](#)]



**Tsukineko Versamark EMBOSS
INK PAD...**

[[SSS](#)]



**Popular Wagner Precision
Heat Tool HT400**

[[SSS](#)]



**Ranger ANTI STATIC
POUCH ink62332**

[[SSS](#)]



**PW104 Clear Embossing Powder
- Hero Arts**

[[HA](#)]



**Hero Arts EMBOSS ULTRA
FINE CLEAR...**

[[SSS](#)]



**Tim Holtz Tonic
GUILLOTINE COMFORT...**

[[SSS](#)]



**Scor-Pal MINI SCOR-BUDDY
Scoring...**

[[SSS](#)]



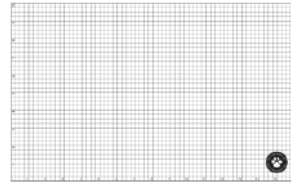
MISTI PRECISION STAMPER
Stamping Tool...

[[SSS](#) | [MSP](#)]



Simon Says Stamp SMALL
TEFLON BONE...

[[SSS](#)]



Simon Says Stamp LARGE GRID
PAPER...

[[SSS](#)]